

TECHSPEC® Hypercentric Lens for 1/3" Sensors



Hypercentric Lenses



Stock **#86-584** [CONTACT US](#)

- 1 + MRP ₹3,73,293

● Price inclusive of all taxes

ADD TO CART

Volume Pricing	
Qty 1+	₹3,73,293 each
Need More?	Request Quote

Product Downloads

General

Hypercentric Series **Product Family:**

33.00 **Maximum Viewing Angle, MVA (°):**

Circular Image on Max Sensor **Note:**

Type:

Hypercentric Lens

Hypercentric **Special Type of Lens:**

Physical & Mechanical Properties

Variable **Iris Option:**

167.00 **Length (mm):**

55.9 **Maximum Diameter (mm):**

Optical Properties

6.00 **Maximum Image Circle (mm):**

37.2 **Near Aperture, T (mm):**

21.1 **Working Distance (mm):**

Variable **Aperture (f#):**

28.2 **Convergence Point Distance, CPD (mm):**

18.00 **Depth of Field (mm):**

9.4 **Far Aperture, B (mm):**

Not Applicable **Magnification:**

VS **Lens Wavelength Range:**

Sensor

1/3" **Maximum Sensor Format:**

2.74 **Pixel Size (µm):**

Threading & Mounting

N/A **Filter Thread:**

C-Mount **Mount:**

Regulatory Compliance

[View](#) **Certificate of Conformance:**

United States **Country of Origin:**

Imported By:
Edmund Optics India Private Limited
267, Greystone Building, Second Floor,
6th Cross Rd, Binnamangala,
Stage 1, Indiranagar, Bengaluru,
Karnataka, India 560038
Phone: +91- 80-6845 0000


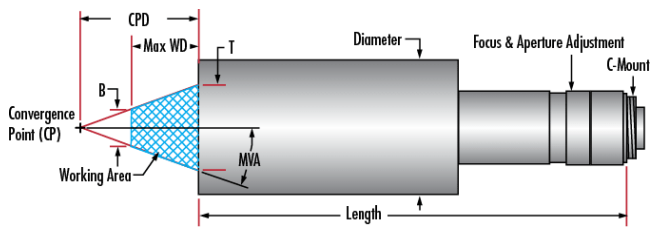
Product Details

- Simultaneously Images the Sides and Top of an Object
- Up to 2/3" Hypercentric or Pericentric Lens
- C-Mount Lens
- Ideal for Component Inspection


TECHSPEC® Hypercentric Lenses provide a converging view of an object, focusing on the top and surrounding sides simultaneously, and are used to eliminate the need for multiple camera and imaging lens setups in machine vision inspection or identification applications. TECHSPEC® Hypercentric Lenses are ideal for inspecting parts such as pharmaceutical vials, batteries, or automotive parts. These imaging lenses provide a conical-shaped working area, and are optimized for use with monochromatic light. When 0.5 – 1.5mm spacers are positioned between the lens and camera, TECHSPEC® Hypercentric Lenses can also be used as long working distance borescopes, simultaneously focusing on the internal walls and bottom surface of an object. The borescope working distance is the area past the convergence point (CP) of the standard working area. The use of larger spacers increases the borescope focus distance.

Note: All specifications are defined at 660nm.

Technical Information



Images of dice using a Hypercentric Lens (left) and a Fixed Focal Length Lens (right)



Hypercentric Lens in Borescope Mode

