

**TECHSPEC® Dark Red M34.0 x 0.50 High Performance Machine Vision Filter**



TECHSPEC® High Performance Mounted Machine Vision Filters

Stock **#89-826** **7 In Stock**

⊖ 1 ⊕ MRP ₹21,490

● Price inclusive of all taxes

**ADD TO CART**

| Volume Pricing |                               |
|----------------|-------------------------------|
| Qty 1-9        | ₹21,490 each                  |
| Qty 10+        | ₹19,774 each                  |
| Need More?     | <a href="#">Request Quote</a> |

Product Downloads

**General**

OD ≥3.0 @ 720 - 1120nm  
OD ≥4.0 @ 200 - 550nm

Note:

Mounted Imaging Filter

Type:

**Physical & Mechanical Properties**

30.00 Clear Aperture CA (mm):

|                                  |  |
|----------------------------------|--|
| <b>Construction:</b>             |  |
| Mounted in Black Anodized Ring   |  |
| <b>Outer Diameter (mm):</b>      |  |
| 36.00                            |  |
| <b>Substrate Thickness (mm):</b> |  |
| 1.75 ±0.10                       |  |

|   |  |
|---|--|
| <b>Physical Durability:</b>                           |  |
| Adhesion per ML-PRF-13830B, Section C.4.5.12          |  |
| Moderate abrasion per ML-PRF-13830B, Section C.4.5.11 |  |
| Cleaning per ML-C-48497A Section 4.5.4.2              |  |

## Optical Properties

|  |  |
|--|--|
| <b>Blocking Wavelength Range (nm):</b> |  |
| 200-550, 720-1120                      |  |
| <b>Coating:</b>                        |  |
| Hard Coated                            |  |
| <b>Color:</b>                          |  |
| Dark Red                               |  |
| <b>Center Wavelength CWL (nm):</b>     |  |
| 660.00                                 |  |
| <b>Full Width-Half Max FWHM (nm):</b>  |  |
| 66.00                                  |  |
| <b>Optical Density OD (Average):</b>   |  |
| ≥3.0                                   |  |
| <b>Wavelength Range (µm):</b>          |  |
| 0.2 - 1.2                              |  |
| <b>Average Transmission (%):</b>       |  |
| ≥90                                    |  |

## Threading & Mounting

|  |  |
|--|--|
| <b>Filter Thread:</b>                          |  |
| M34 x 0.50                                     |  |
| <b>Mount Thickness (mm):</b>                   |  |
| 5.0  |  |
| <b>Mount Thickness Including Threads (mm):</b> |  |
| 6.5  |  |

## Environmental & Durability Factors

|  |  |
|--|--|
| <b>Environmental Durability:</b>                     |  |
| Humidity per ML-STD-810H, Section 507.6              |  |
| Temperature per ML-STD-810H, Section 501.7 and 502.7 |  |

## Regulatory Compliance

|   |  |
|---|--|
| <b>Certificate of Conformance:</b>  |  |
| <a href="#">View</a>  |  |
| <b>Country of Origin:</b>   |  |
| United States   |  |
| <b>Imported By:</b>   |  |
| Edmund Optics India Private Limited<br>267, Greystone Building, Second Floor,<br>6th Cross Rd, Binnamangala,<br>Stage 1, Indiranagar, Bengaluru,<br>Karnataka, India 560038<br>Phone: +91- 80-6845 0000 |  |

## Product Details

- Optimized for Use with Popular LEDs
- Multiple Mounting Sizes and Threads Available to Ease System Compatibility
- Extremely High and Flat Transmission Profiles Provide Even Illumination

TECHSPEC® High Performance Mounted Machine Vision Filters are designed and manufactured for the most demanding machine vision and imaging applications. These filters pass or block specific UV, visible, or IR wavelengths and provide extremely wide angles of incidence. Compared to traditional filters, these hard coated filters provide superior blocking of unwanted light and greater durability for longer lifetimes. TECHSPEC® High Performance Mounted Machine Vision Filters can be used to improve image contrast and isolate spectral regions and colors. These filters are offered in a variety of colors and filter thread sizes.

## Technical Information

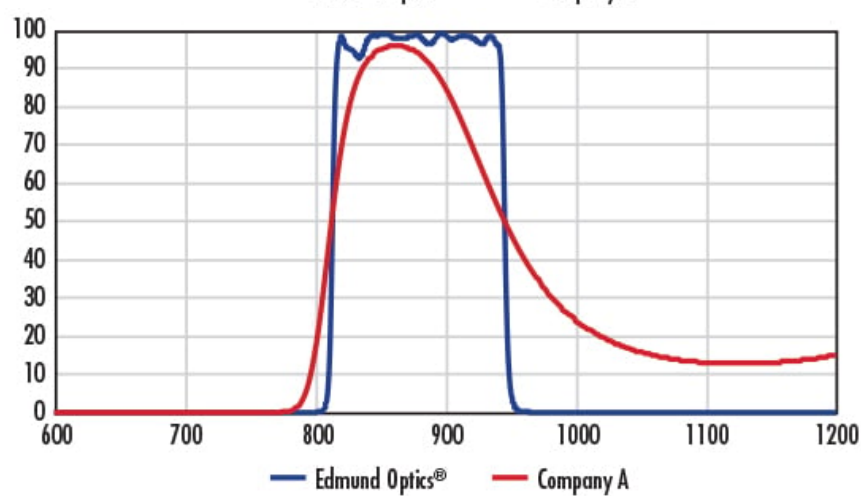
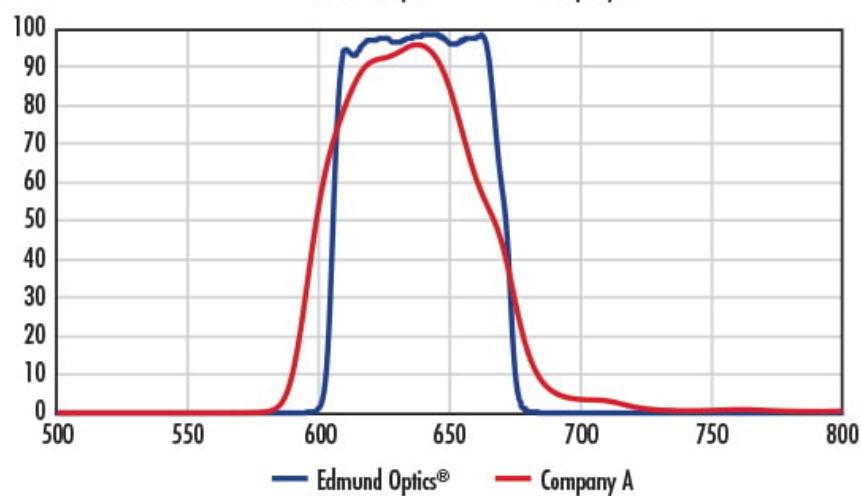
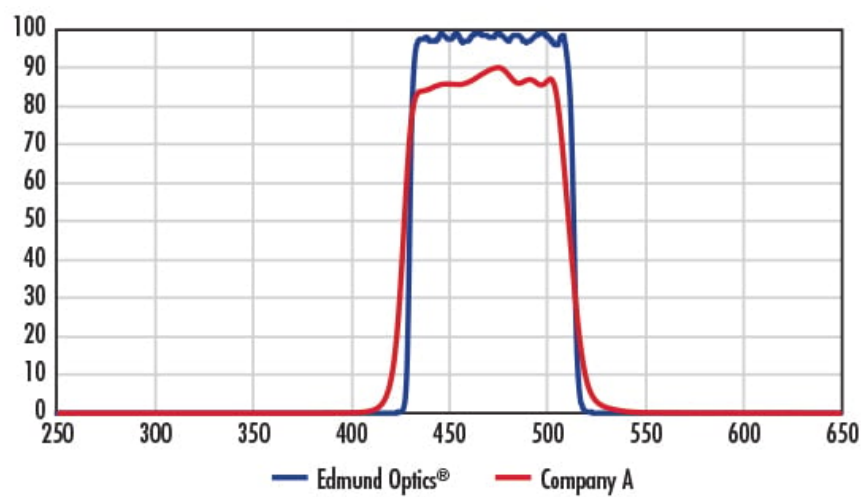


Color Machine Vision Filters

Edmund Optics® TECHSPEC® High Performance Machine Vision Filters are designed with the industry's best performance to cost ratio in mind. With extremely sharp edge transition and flat peak transmission, users are guaranteed the optimal signal-to-noise ratio in their imaging system without losing light intensity that is critical for performance.

On average, the blocking range reaches far into the UV at 200nm and stretches out to 1200nm, which covers most of the noise and UV/IR signatures seen in conventional lamps and bulbs.

The graphs below demonstrate the performance typical to our Machine Vision Filters and other Hard Coated filters. The sharp cut-on and cut-off wavelengths are noticeably apparent, as well as transmission values that are >10% improved over traditional imaging filters on the market.



| Filter Thread | Outer Diameter (mm) | Front Thread (to allow for stacking) | Filter Diameter (mm) | Thickness (mm) | Thread Length (mm) | Clear Aperture CA (mm) |
|---------------|---------------------|--------------------------------------|----------------------|----------------|--------------------|------------------------|
| M22.5 x 0.50  | 24.5                | M22.5 x 0.50                         | 20.1 ±0.1            | 4.5            | 2.0                | 18.5                   |
| M25.5 x 0.50  | 27.5                | M25.5 x 0.50                         | 23.0 ±0.1            | 4.5            | 2.0                | 21.5                   |
| M30.5 x 0.50  | 32.0                | M30.5 x 0.50                         | 28.0 ±0.1            | 5.0            | 2.0                | 26.5                   |
| M34.0 x 0.50  | 36.0                | M34.0 x 0.50                         | 31.6 ±0.1            | 5.0            | 1.5                | 30.0                   |
| M35.5 x 0.50  | 37.0                | M35.5 x 0.50                         | 33.1 ±0.1            | 5.0            | 2.0                | 31.5                   |
| M40.5 x 0.50  | 42.0                | M40.5 x 0.50                         | 38.0 ±0.1            | 5.0            | 2.0                | 36.5                   |
| M43.0 x 0.75  | 45.0                | M43.0 x 0.75                         | 40.2 ±0.1            | 5.0            | 2.0                | 39.2                   |
| M46.0 x 0.75  | 48.0                | M46.0 x 0.75                         | 43.2 ±0.1            | 4.8            | 2.2                | 41.5                   |
| M55.0 x 0.75  | 57.0                | M55.0 x 0.75                         | 52.2 ±0.1            | 4.8            | 2.2                | 50.5                   |
| M62.0 x 0.75  | 65.0                | M62.0 x 0.75                         | 59.2 ±0.1            | 5.5            | 2.5                | 57.5                   |