

[See all 165 Products in Family](#)

TECHSPEC® 9mm Dia. x 36mm FL VIS-EXT, Inked, Double-Convex Lens



Stock **#89-140-INK** [CONTACT US](#)

[Other Coating Options](#)

1 MRP ₹6,372

Price inclusive of all taxes

ADD TO CART

Volume Pricing	
Qty 1-9	₹6,372 each
Qty 10-24	₹5,735 each
Qty 25-99	₹5,125 each
Need More?	Request Quote

Product Downloads

General

Type:
Double-Convex Lens

Physical & Mechanical Properties

Diameter (mm):

9.00 ±0.025

Centering (arcmin):

<1

Bevel:

Protective as needed

Center Thickness CT (mm):

2.55

Center Thickness Tolerance (mm):

±0.05

Edge Thickness ET (mm):

2.00

Clear Aperture CA (mm):

8.1

Optical Properties

Back Focal Length BFL (mm):

35.15

Effective Focal Length EFL (mm):

36.00

Coating:

VIS-EXT (350-700nm)

Coating Specification:

R_{avg} <0.5% @ 350 - 700nm

Substrate:

N-BK7

Surface Quality:

40-20

Power (P-V) @ 632.8nm:

1.5λ

Irregularity (P-V) @ 632.8nm:

λ/4

Radius R₁=R₂ (mm):

36.77

f#:

4.00

Focal Length Specification Wavelength (nm):

587.6

Focal Length Tolerance (%):

±1

Numerical Aperture NA:

0.13

Wavelength Range (nm):

350 - 700

Regulatory Compliance

Certificate of Conformance:

[View](#)

Country of Origin:

Japan

Imported By:

Edmund Optics India Private Limited
267, Greystone Building, Second Floor,
6th Cross Rd, Binnamangala,
Stage 1, Indiranagar, Bengaluru,
Karnataka, India 560038
Phone: +91- 80-6845 0000

Product Details

- AR Coated to Provide <0.5% Reflectance per Surface for 350 - 700nm
- Minimize Aberrations Including Spherical and Coma
- [UV Fused Silica DCX Lenses](#) Available
- Other Coating Options Available: [Uncoated](#), [MgF₂](#), [VIS 0°](#), [NIR I](#), [NIR II](#), [VIS-NIR](#), and [YAG-BBAR](#)

TECHSPEC® VIS-EXT Coated Double-Convex (DCX) Lenses, also referred to as bi-convex lenses, have two positive, symmetrical faces with equal radii on both sides. These lenses are generally recommended for finite imaging applications with a conjugate ratio (ratio between object distance and image distance) between 0.2 and 5. At a conjugate ratio of 1, aberrations such as spherical aberration, chromatic aberration, coma, and distortion are minimized or cancelled due to the symmetric lens design. TECHSPEC VIS-EXT Coated Double-Convex Lenses are available in a variety of substrates and coating options for the visible and NIR spectra.

Technical Information

N-BK7

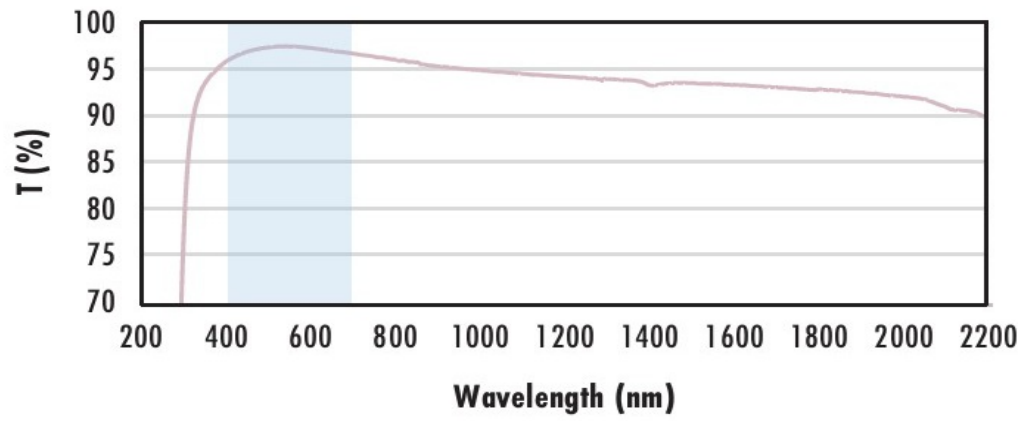
Uncoated N-BK7 Typical Transmission



Typical transmission of a 3mm thick, uncoated N-BK7 window across the UV- NIR spectra.

[Click Here to Download Data](#)

N-BK7 with MgF₂ Coating Typical Transmission



Typical transmission of a 3mm thick N-BK7 window with MgF₂ (400-700nm) coating at 0° AOI.

The blue shaded region indicates the coating design wavelength range, with the following specification:

$$R_{avg} \leq 1.75\% \text{ @ } 400 - 700\text{nm (N-BK7)}$$

Data outside this range is not guaranteed and is for reference only.

[Click Here to Download Data](#)

N-BK7 with VIS-EXT Coating Typical Transmission



Typical transmission of a 3mm thick N-BK7 window with VIS-EXT (350-700nm) coating at 0° AOI.

The blue shaded region indicates the coating design wavelength range, with the following specification:

$$R_{avg} \leq 0.5\% \text{ @ } 350 - 700\text{nm}$$

Data outside this range is not guaranteed and is for reference only.

[Click Here to Download Data](#)

N-BK7 with VIS-NIR Coating Typical Transmission



Typical transmission of a 3mm thick N-BK7 window with VIS-NIR (400-1000nm) coating at 0° AOI.

The blue shaded region indicates the coating design wavelength range, with the following specification:

$$R_{abs} \leq 0.25\% \text{ @ } 880\text{nm}$$

$$R_{avg} \leq 1.25\% \text{ @ } 400 - 870\text{nm}$$

$$R_{avg} \leq 1.25\% \text{ @ } 890 - 1000\text{nm}$$

Data outside this range is not guaranteed and is for reference only.

[Click Here to Download Data](#)

N-BK7 with VIS 0° Coating Typical Transmission






Typical transmission of a 3mm thick N-BK7 window with VIS 0° (425-675nm) coating at 0° AOI.

The blue shaded region indicates the coating design wavelength range, with the following specification:

$$R_{avg} \leq 0.4\% \text{ @ } 425 - 675\text{nm}$$

Data outside this range is not guaranteed and is for reference only.

[Click Here to Download Data](#)

<p style="text-align: center;">200 400 600 800 1000 1200</p> <p style="text-align: center;">Wavelength (nm)</p> <p style="text-align: center;">N-BK7 with YAG-BBAR Coating Typical Transmission</p>  <p style="text-align: center;">200 400 600 800 1000 1200 1400 1600</p> <p style="text-align: center;">Wavelength (nm)</p>	<p>Typical transmission of a 3mm thick N-BK7 window with YAG-BBAR (500-1100nm) coating at 0° AOI.</p> <p>The blue shaded region indicates the coating design wavelength range, with the following specification:</p> <p style="text-align: center;">$R_{abs} \leq 0.25\% @ 532nm$ $R_{abs} \leq 0.25\% @ 1064nm$ $R_{avg} \leq 1.0\% @ 500 - 1100nm$</p> <p>Data outside this range is not guaranteed and is for reference only.</p> <p style="text-align: center;">Click Here to Download Data</p>
<p style="text-align: center;">N-BK7 with NIR I Coating Typical Transmission</p>  <p style="text-align: center;">200 400 600 800 1000 1200 1400 1600</p> <p style="text-align: center;">Wavelength (nm)</p>	<p>Typical transmission of a 3mm thick N-BK7 window with NIR I (600 - 1050nm) coating at 0° AOI.</p> <p>The blue shaded region indicates the coating design wavelength range, with the following specification:</p> <p style="text-align: center;">$R_{avg} \leq 0.5\% @ 600 - 1050nm$</p> <p>Data outside this range is not guaranteed and is for reference only.</p> <p style="text-align: center;">Click Here to Download Data</p>
<p style="text-align: center;">N-BK7 with NIR II Coating Typical Transmission</p>  <p style="text-align: center;">200 400 600 800 1000 1200 1400 1600 1800 2000</p> <p style="text-align: center;">Wavelength (nm)</p>	<p>Typical transmission of a 3mm thick N-BK7 window with NIR II (750 - 1550nm) coating at 0° AOI.</p> <p>The blue shaded region indicates the coating design wavelength range, with the following specification:</p> <p style="text-align: center;">$R_{abs} \leq 1.5\% @ 750 - 800nm$ $R_{abs} \leq 1.0\% @ 800 - 1550nm$ $R_{avg} \leq 0.7\% @ 750 - 1550nm$</p> <p>Data outside this range is not guaranteed and is for reference only.</p> <p style="text-align: center;">Click Here to Download Data</p>

Compatible Mounts