

[See all 68 Products in Family](#)

TECHSPEC® 6.0mm Dia. x -9 FL, Uncoated, UV Plano-Concave Lens



UV Fused Silica Plano-Concave (PCV) Lenses



Stock **#45-697** **20+ In Stock**

[Other Coating Options](#)

1 MRP ₹12,208

Price inclusive of all taxes

ADD TO CART

| Volume Pricing | |
|----------------|-------------------------------|
| Qty 1-5 | ₹12,208 each |
| Qty 6-25 | ₹9,787 each |
| Qty 26-49 | ₹9,182 each |
| Need More? | Request Quote |

Product Downloads

General

Plano-Concave Lens **Type:**

Max Flat Annulus is 0.3mm **Note:**

Physical & Mechanical Properties

Diameter (mm):
6.00 +0.0/-0.025

Center Thickness CT (mm):
2.00

Center Thickness Tolerance (mm):
±0.05

Centering (arcmin):
<3

Clear Aperture CA (mm):
5.4

Edge Thickness ET (mm):
3.00

Optical Properties

Effective Focal Length EFL (mm):
-9.00

Substrate:
Fused Silica (Corning 7980)

f#:
1.5

Numerical Aperture NA:
0.33

Coating:
Uncoated

Wavelength Range (nm):
200 - 2200

Back Focal Length BFL (mm):
-10.38

Focal Length Specification Wavelength (nm):
587.6

Focal Length Tolerance (%):
±1

Radius R₁ (mm):
-4.13

Surface Quality:
40-20

Power (P-V) @ 632.8nm:
1.5λ

Irregularity (P-V) @ 632.8nm:
λ/4

Regulatory Compliance

RoHS 2015:
Compliant

Certificate of Conformance:
[View](#)

Reach 240:
Compliant

Country of Origin:
Japan

Imported By:
Edmund Optics India Private Limited
267, Greystone Building, Second Floor,
6th Cross Rd, Binnamangala,
Stage 1, Indiranagar, Bengaluru,
Karnataka, India 560038
Phone: +91- 80-6845 0000

Need different specs or modifications?

Edmund Optics offers comprehensive custom manufacturing services for optical and imaging components tailored to your specific application requirements. Whether in the prototyping phase or preparing for full-scale production, we provide flexible solutions to meet your needs. Our experienced engineers are here to assist—from concept to completion.

Our capabilities include:

- Custom dimensions, materials, coatings, and more
- High-precision surface quality and flatness
- Tight tolerances and complex geometries
- Scalable production—from prototype to volume

Learn more about our [custom manufacturing capabilities](#) or submit an inquiry [here](#).

Product Details

- Negative Focal Lengths for Beam Expansion or Light Projection Applications

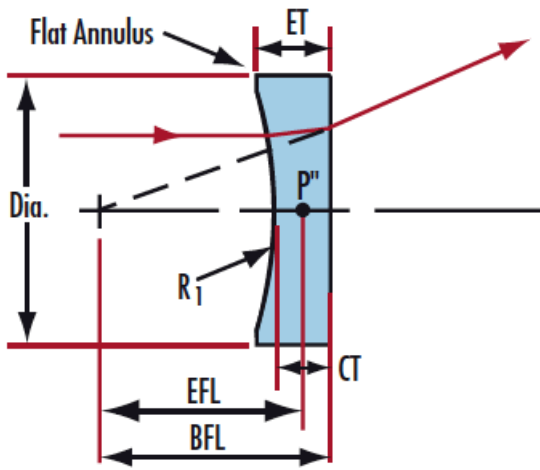
- Wavelength Range of 200 - 2200nm
- Popular UV-AR Coating Option Available

TECHSPEC® UV Fused Silica Plano-Concave (PCV) Lenses are high performance UV optic elements, manufactured utilizing state of the art CNC equipment. Zygo's GPI-XP Interferometer is used to assure the surface accuracy and performance of these UV optics. UV Grade lenses are precision manufactured using research-grade synthetic fused silica. In addition to providing excellent transmission characteristics and higher operating temperatures, synthetic fused silica also exhibits an exceptional inclusion specification and chemical purity. TECHSPEC® UV Fused Silica Plano-Concave (PCV) Lenses are an ideal choice for many laser and imaging applications, particularly those involving ultraviolet wavelengths. A broadband anti-reflection coating is available for optimized throughput in the ultraviolet spectrum.

Technical Information

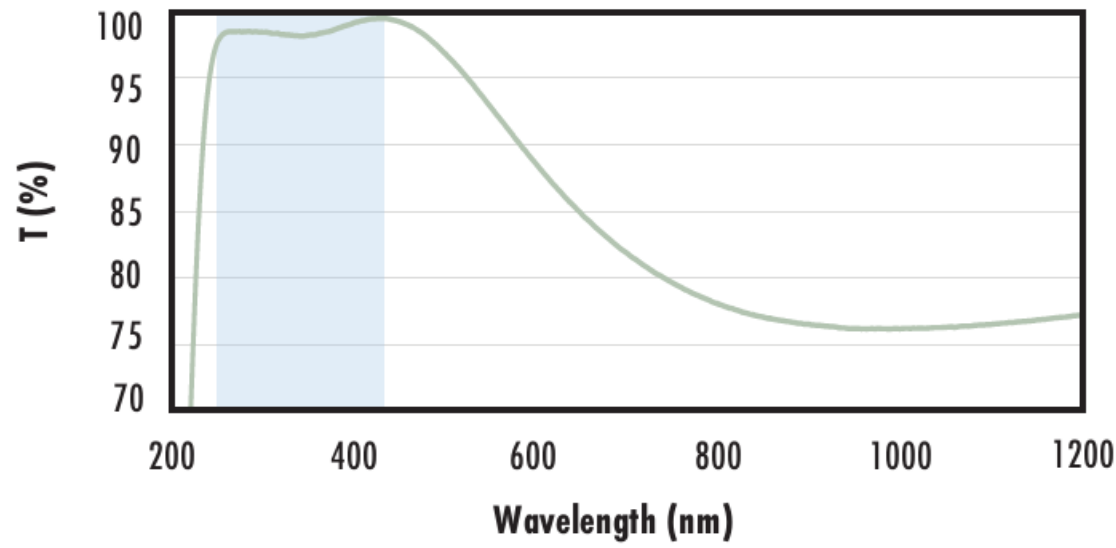


UV FS Transmission Curve



| FUSED SILICA | |
|---|---|
| <p style="text-align: center;">Uncoated Fused Silica Typical Transmission</p> <p>The graph shows the typical transmission of a 3mm thick, uncoated fused silica window. The y-axis is Transmittance (T) in percent, ranging from 70 to 100. The x-axis is Wavelength in nanometers, ranging from 200 to 2200. The transmission is consistently high, staying above 90% across the entire range, with a small dip around 1400 nm.</p> | <p>Typical transmission of a 3mm thick, uncoated fused silica window across the UV - NIR spectra.</p> <p style="text-align: center;">Click Here to Download Data</p> |
| <p style="text-align: center;">Fused Silica with MgF₂ Coating Typical Transmission</p> <p>The graph shows the typical transmission of a 3mm thick fused silica window with an MgF₂ coating. The axes are the same as the uncoated graph. A blue shaded region highlights the coating design wavelength range from 400 nm to 700 nm. Within this range, the transmission is slightly higher than the uncoated version, reaching a peak of about 97% around 500 nm. Outside this range, the transmission is similar to the uncoated version.</p> | <p>Typical transmission of a 3mm thick fused silica window with MgF₂ (400-700nm) coating at 0° AOI.</p> <p>The blue shaded region indicates the coating design wavelength range, with the following specification:</p> <p style="text-align: center;">$R_{avg} \leq 1.75\% @ 400 - 700\text{nm (N-BK7)}$</p> <p>Data outside this range is not guaranteed and is for reference only.</p> <p style="text-align: center;">Click Here to Download Data</p> |
| Fused Silica with UV-AR Coating | |

Typical Transmission



Typical transmission of a 3mm thick fused silica window with UV-AR (250-425nm) coating at 0° AOI.

The blue shaded region indicates the coating design wavelength range, with the following specification:

$$R_{abs} \leq 1.0\% @ 250 - 425\text{nm}$$

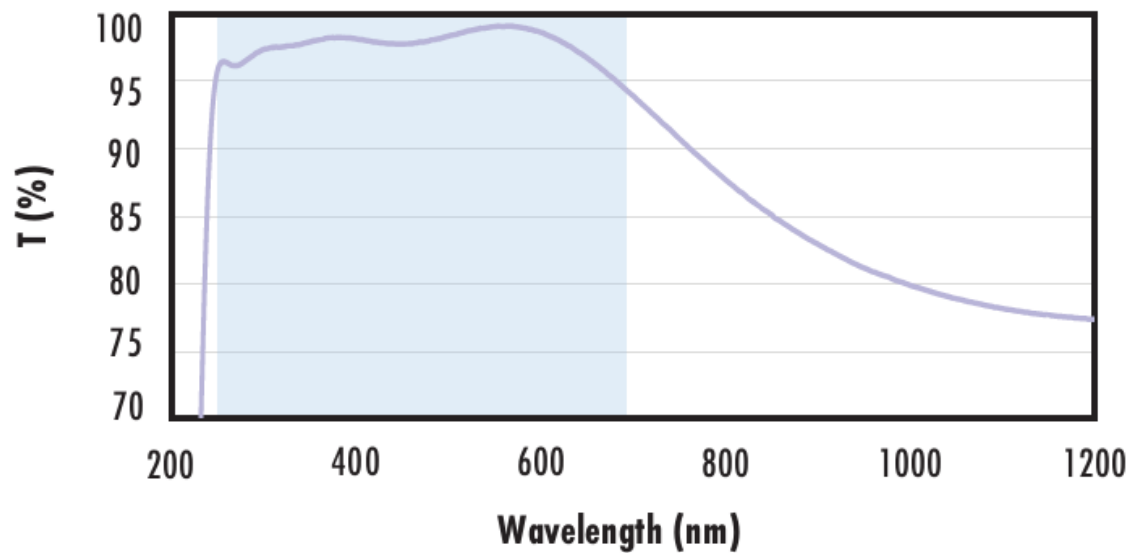
$$R_{avg} \leq 0.75\% @ 250 - 425\text{nm}$$

$$R_{avg} \leq 0.5\% @ 370 - 420\text{nm}$$

Data outside this range is not guaranteed and is for reference only.

[Click Here to Download Data](#)

Fused Silica with UV-VIS Coating Typical Transmission



Typical transmission of a 3mm thick fused silica window with UV-VIS (250-700nm) coating at 0° AOI.

The blue shaded region indicates the coating design wavelength range, with the following specification:

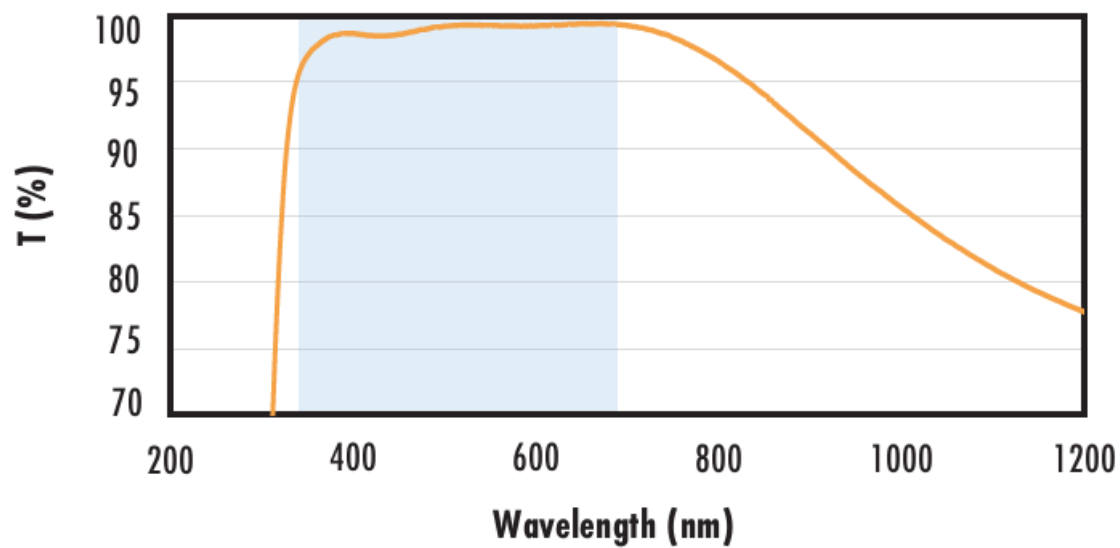
$$R_{abs} \leq 1.0\% @ 350 - 450\text{nm}$$

$$R_{avg} \leq 1.5\% @ 250 - 700\text{nm}$$

Data outside this range is not guaranteed and is for reference only.

[Click Here to Download Data](#)

Fused Silica with VIS-EXT Coating Typical Transmission



Typical transmission of a 3mm thick fused silica window with VIS-EXT (350-700nm) coating at 0° AOI.

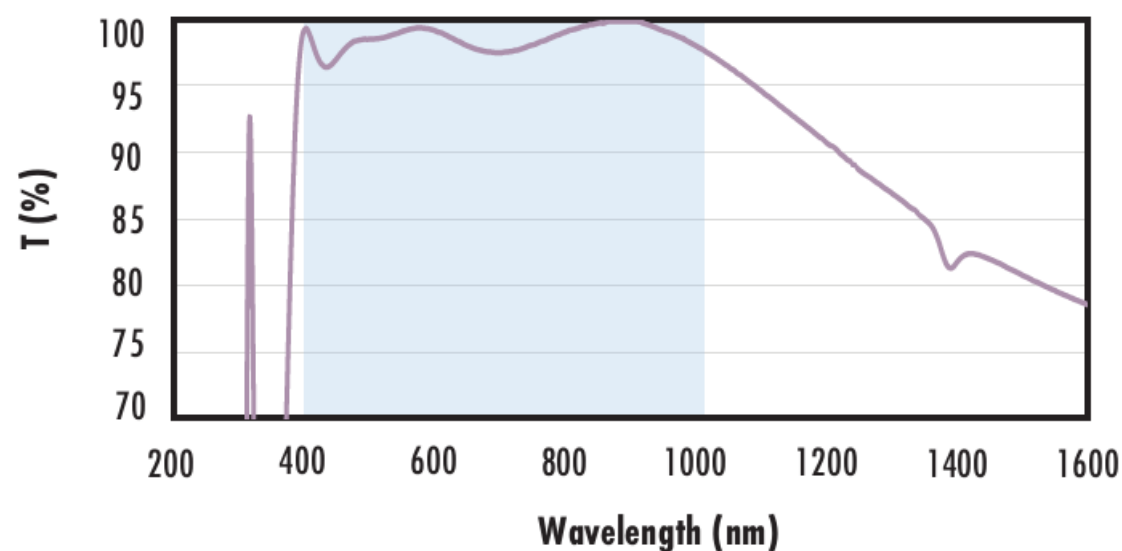
The blue shaded region indicates the coating design wavelength range, with the following specification:

$$R_{avg} \leq 0.5\% @ 350 - 700\text{nm}$$

Data outside this range is not guaranteed and is for reference only.

[Click Here to Download Data](#)

Fused Silica with VIS-NIR Coating Typical Transmission



Typical transmission of a 3mm thick fused silica window with VIS-NIR (400-1000nm) coating at 0° AOI.

The blue shaded region indicates the coating design wavelength range, with the following specification:

$$R_{abs} \leq 0.25\% @ 880\text{nm}$$

$$R_{avg} \leq 1.25\% @ 400 - 870\text{nm}$$

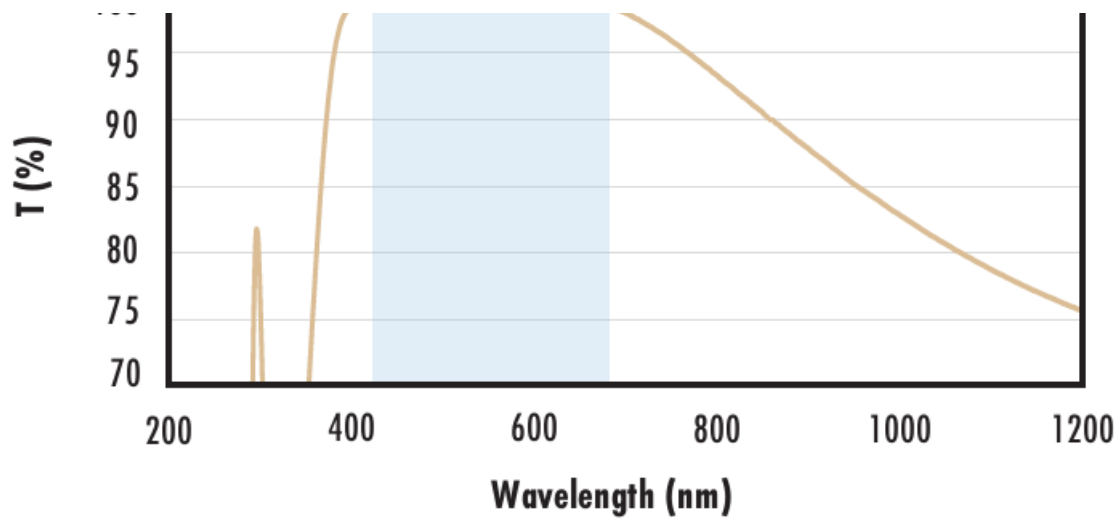
$$R_{avg} \leq 1.25\% @ 890 - 1000\text{nm}$$

Data outside this range is not guaranteed and is for reference only.

[Click Here to Download Data](#)

Fused Silica with VIS 0° Coating Typical Transmission

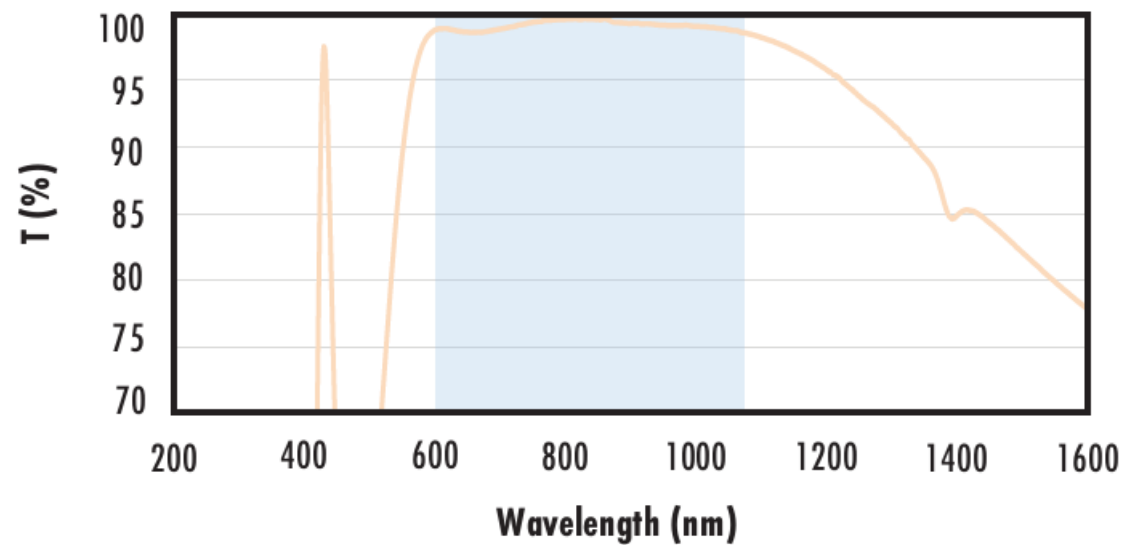




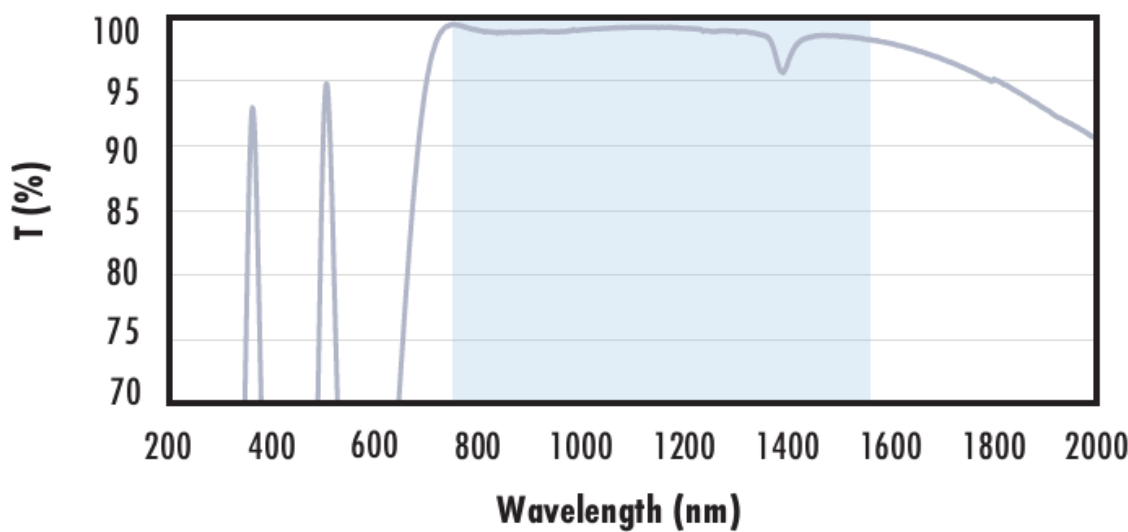
**Fused Silica with YAG-BBAR Coating
Typical Transmission**



**Fused Silica with NIR I Coating
Typical Transmission**



**Fused Silica with NIR II Coating
Typical Transmission**



Compatible Mounts

