

[See all 26 Products in Family](#)

TECHSPEC® 6.0mm Dia. x -9 FL, Uncoated, Plano-Concave Lens



TECHSPEC Uncoated Plano-Concave (PCV) Lenses



Stock **#48-333** **20+ In Stock**

[Other Coating Options](#)

- 1 + MRP ₹3,204

Price inclusive of all taxes

ADD TO CART

Volume Pricing	
Qty 1-9	₹3,204 each
Qty 10-25	₹2,902 each
Qty 26-49	₹2,572 each
Need More?	Request Quote

Product Downloads

General

Plano-Concave Lens **Type:**

Physical & Mechanical Properties

6.00 +0.0/-0.025	Diameter (mm):
Protective as needed	Bevel:
1.50	Center Thickness CT (mm):
±0.05	Center Thickness Tolerance (mm):
<3	Centering (arcmin):
5.4	Clear Aperture CA (mm):
2.04	Edge Thickness ET (mm):

Optical Properties

-9.00	Effective Focal Length EFL (mm):
N-SF11	Substrate: <input type="checkbox"/>
1.5	f#:
0.33	Numerical Aperture NA:
Uncoated	Coating:
400 - 2500	Wavelength Range (nm):
-9.84	Back Focal Length BFL (mm):
587.6	Focal Length Specification Wavelength (nm):
±1	Focal Length Tolerance (%):
-7.06	Radius R₁ (mm):
40-20	Surface Quality:
1.5λ	Power (P-V) @ 632.8nm:
M4	Irregularity (P-V) @ 632.8nm:

Regulatory Compliance

Compliant	RoHS 2015:
Compliant	Reach 219:
View	Certificate of Conformance:
Japan	Country of Origin:
Edmund Optics India Private Limited 267, Greystone Building, Second Floor, 6th Cross Rd, Binnamangala, Stage 1, Indiranagar, Bengaluru, Karnataka, India 560038 Phone: +91- 80-6845 0000	Imported By:

Need different specs or modifications?

Edmund Optics offers comprehensive custom manufacturing services for optical and imaging components tailored to your specific application requirements. Whether in the prototyping phase or preparing for full-scale production, we provide flexible solutions to meet your needs. Our experienced engineers are here to assist—from concept to completion.

Our capabilities include:

- Custom dimensions, materials, coatings, and more
- High-precision surface quality and flatness
- Tight tolerances and complex geometries
- Scalable production—from prototype to volume

Learn more about our [custom manufacturing capabilities](#) or submit an inquiry [here](#).

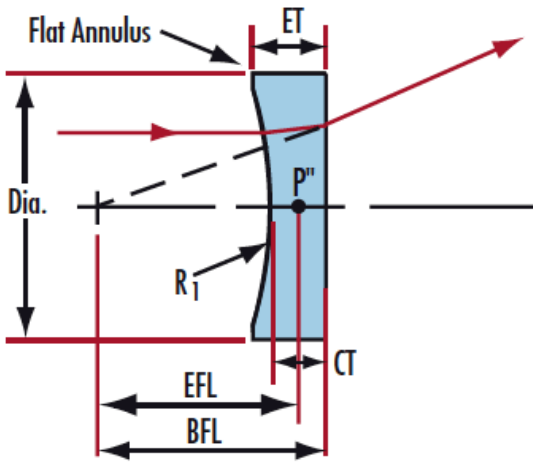
Product Details

- Wavelength Range of 400-2200nm

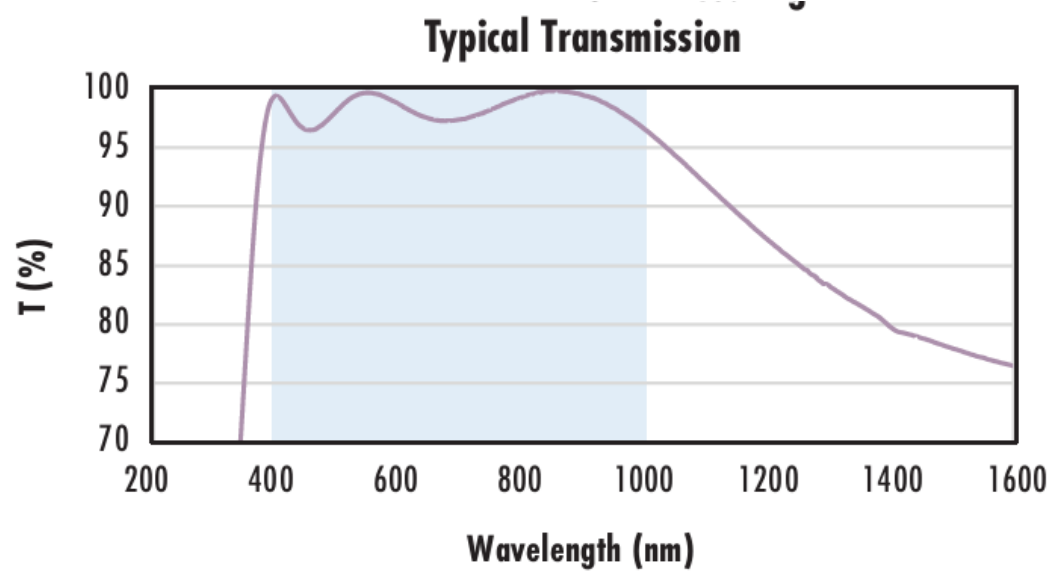
- Precision Diameter and Centration Tolerances Allow for Easy OEM Integration
- Wide Variety of Diameters, Focal Lengths, and Coatings
- Anti-Reflection Coating Options: **VIS-EXT**, **MgF₂**, **VIS 0°**, **VIS-NIR**, **YAG-BBAR**, **NIR I**, and **NIR II**

TECHSPEC® Uncoated Plano-Concave (PCV) Lenses are designed to bend parallel input rays to diverge from one another on the output side of the lens causing this lens to have a negative focal length. These lenses can be used for balancing aberrations created by other lenses within a system due to their negative spherical aberration. Plano-Concave (PCV) lenses are commonly used in a variety of applications including image reduction, beam expansion and telescopes. TECHSPEC® Uncoated Plano-Concave (PCV) Lenses offer optimal performance in the 350nm to 2200nm range. These lenses are also available **VIS-EXT**, **MgF₂**, **VIS 0°**, **VIS-NIR**, **YAG-BBAR**, **NIR I**, or with **NIR II** AR coating options.

Technical Information



N-BK7	
<p style="text-align: center;">Uncoated N-BK7 Typical Transmission</p>	<p>Typical transmission of a 3mm thick, uncoated N-BK7 window across the UV - NIR spectra.</p> <p>Click Here to Download Data</p>
<p style="text-align: center;">N-BK7 with MgF₂ Coating Typical Transmission</p>	<p>Typical transmission of a 3mm thick N-BK7 window with MgF₂ (400-700nm) coating at 0° AOI.</p> <p>The blue shaded region indicates the coating design wavelength range, with the following specification:</p> <p style="text-align: center;">$R_{avg} \leq 1.75\% @ 400 - 700\text{nm}$ (N-BK7)</p> <p>Data outside this range is not guaranteed and is for reference only.</p> <p>Click Here to Download Data</p>
<p style="text-align: center;">N-BK7 with VIS-EXT Coating Typical Transmission</p>	<p>Typical transmission of a 3mm thick N-BK7 window with VIS-EXT (350-700nm) coating at 0° AOI.</p> <p>The blue shaded region indicates the coating design wavelength range, with the following specification:</p> <p style="text-align: center;">$R_{avg} \leq 0.5\% @ 350 - 700\text{nm}$</p> <p>Data outside this range is not guaranteed and is for reference only.</p> <p>Click Here to Download Data</p>
N-BK7 with VIS-NIR Coating	



Typical transmission of a 3mm thick N-BK7 window with MS-NIR (400-1000nm) coating at 0° AOI.

The blue shaded region indicates the coating design wavelength range, with the following specification:

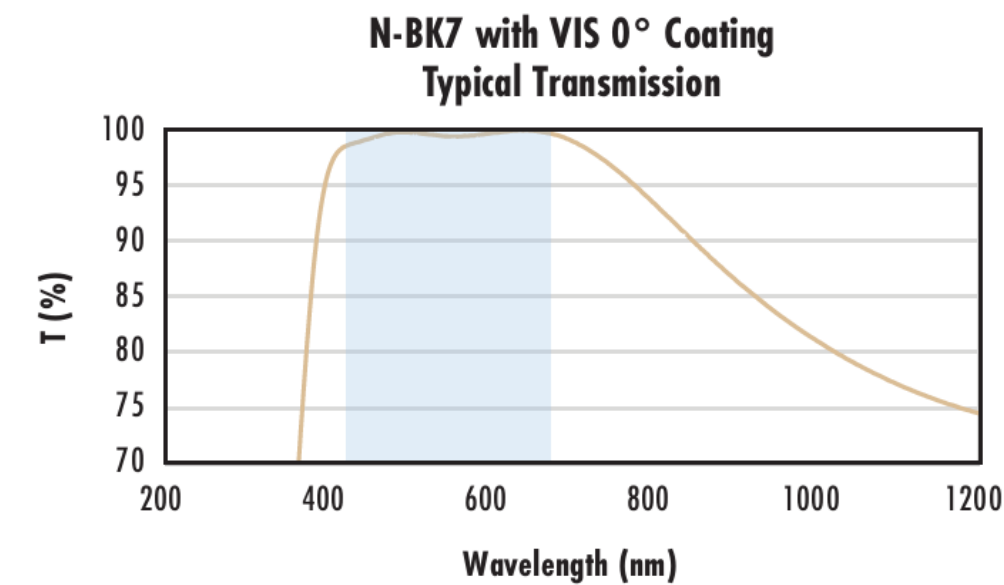
$$R_{abs} \leq 0.25\% @ 880\text{nm}$$

$$R_{avg} \leq 1.25\% @ 400 - 870\text{nm}$$

$$R_{avg} \leq 1.25\% @ 890 - 1000\text{nm}$$

Data outside this range is not guaranteed and is for reference only.

[Click Here to Download Data](#)



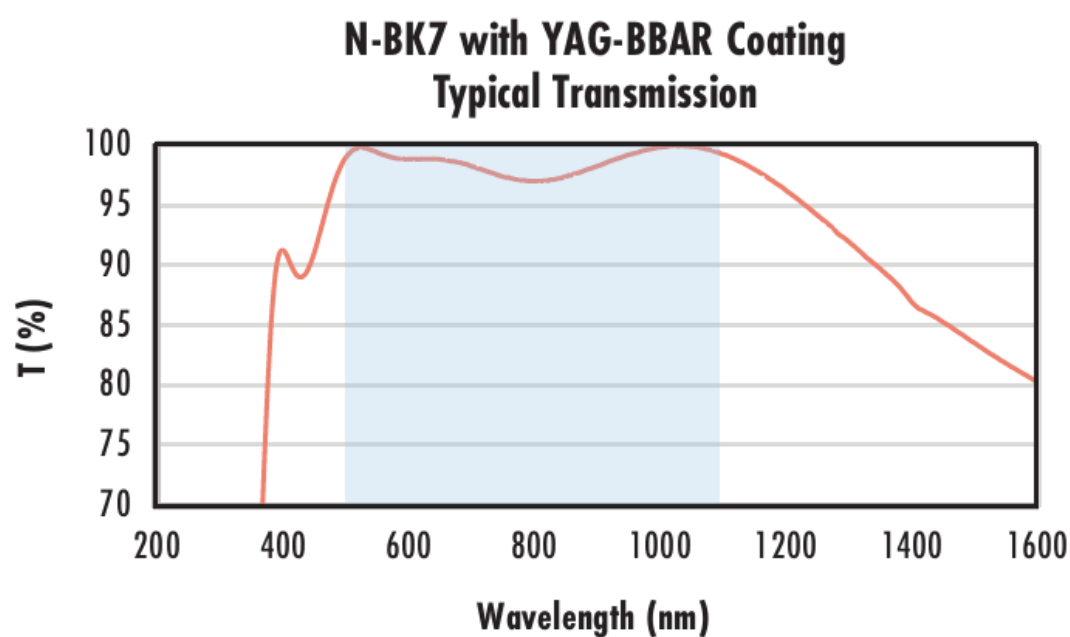
Typical transmission of a 3mm thick N-BK7 window with VIS 0° (425-675nm) coating at 0° AOI.

The blue shaded region indicates the coating design wavelength range, with the following specification:

$$R_{avg} \leq 0.4\% @ 425 - 675\text{nm}$$

Data outside this range is not guaranteed and is for reference only.

[Click Here to Download Data](#)



Typical transmission of a 3mm thick N-BK7 window with YAG-BBAR (500-1100nm) coating at 0° AOI.

The blue shaded region indicates the coating design wavelength range, with the following specification:

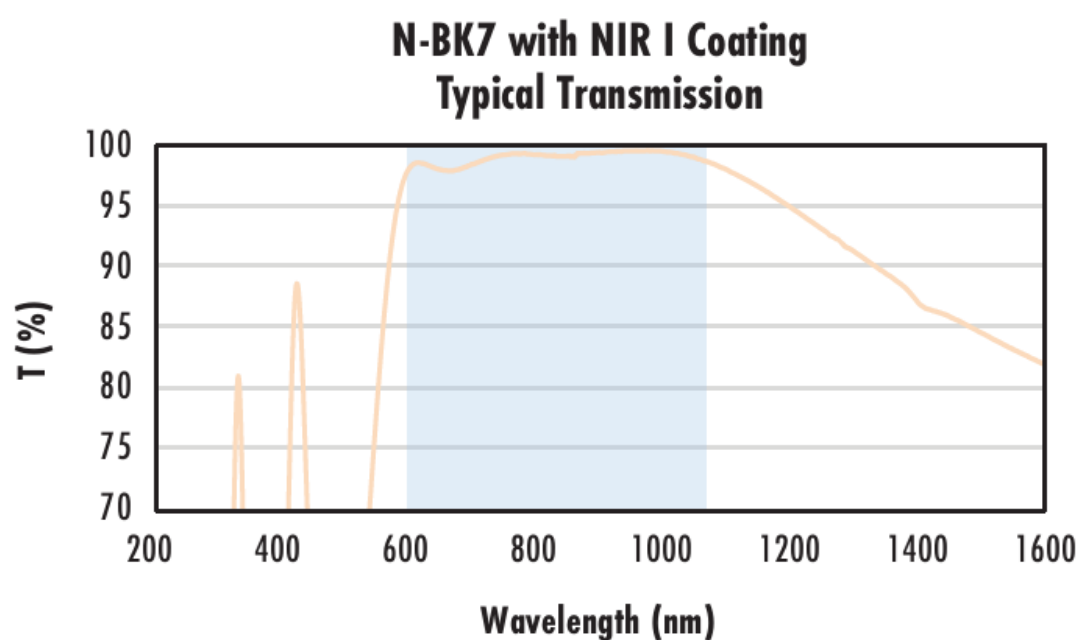
$$R_{abs} \leq 0.25\% @ 532\text{nm}$$

$$R_{abs} \leq 0.25\% @ 1064\text{nm}$$

$$R_{avg} \leq 1.0\% @ 500 - 1100\text{nm}$$

Data outside this range is not guaranteed and is for reference only.

[Click Here to Download Data](#)



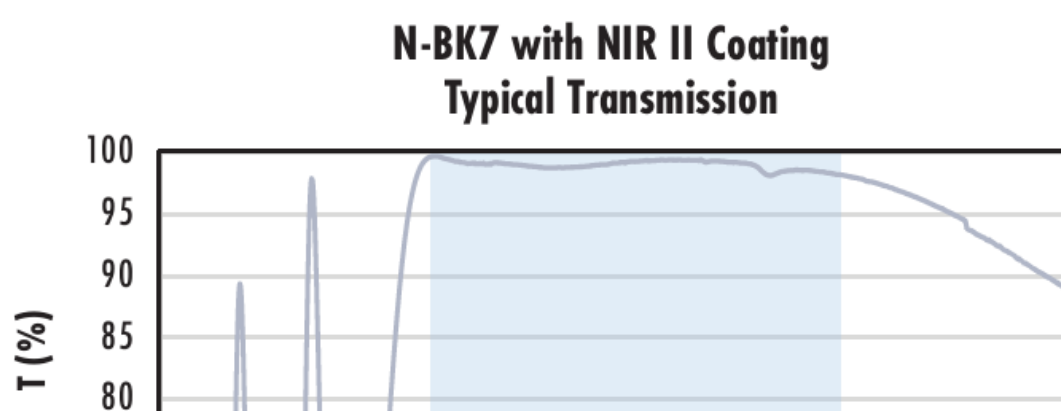
Typical transmission of a 3mm thick N-BK7 window with NIR I (600 - 1050nm) coating at 0° AOI.

The blue shaded region indicates the coating design wavelength range, with the following specification:

$$R_{avg} \leq 0.5\% @ 600 - 1050\text{nm}$$

Data outside this range is not guaranteed and is for reference only.

[Click Here to Download Data](#)



Typical transmission of a 3mm thick N-BK7 window with NIR II (750 - 1550nm) coating at 0° AOI.

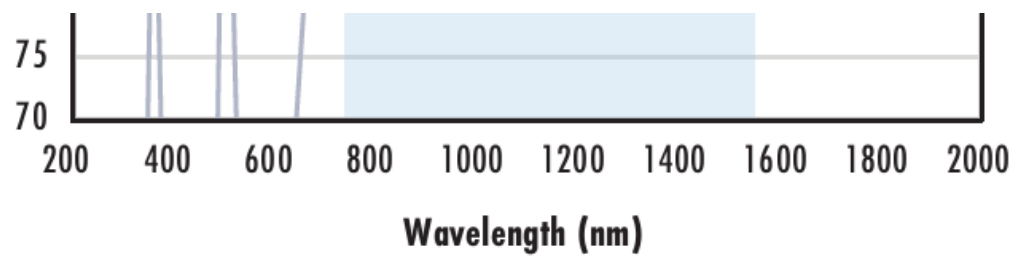
The blue shaded region indicates the coating design wavelength range, with the following specification:

$$R_{abs} \leq 1.5\% @ 750 - 800\text{nm}$$

$$R_{abs} \leq 1.0\% @ 800 - 1550\text{nm}$$

$$R_{avg} \leq 0.7\% @ 750 - 1550\text{nm}$$

Data outside this range is not guaranteed and is for reference only.



Data outside this range is not guaranteed and is for reference only.
[Click Here to Download Data](#)

Compatible Mounts

;