

[« See all 413 Products in Family](#)

[All Products](#) / [Optics](#) / [Optical Lenses](#) / [Plano-Convex \(PCX\) Lenses](#)
/ [Standard Plano-Convex \(PCX\) Lenses](#) / [YAG-BBAR Coated Plano-Convex \(PCX\) Lenses](#)

TECHSPEC®

35.0mm Dia. x 50.0mm FL, YAG-BBAR, Inked, Plano-Convex Lens




Stock #38-612-INK [CONTACT US](#) [Other Coating Options](#)

1 MRP ₹7,965

Price inclusive of all taxes

ADD TO CART

YAG-BBAR Coated Plano-Convex (PCX) Lenses



Volume Pricing	
Qty 1-9	₹7,965 each
Qty 10-24	₹7,222 each
Qty 25-49	₹6,372 each
Need More?	Request Quote

Product Downloads	
STEP:step	Curve:pdf
PDF Drawing:pdf	
ISO 10110 Drawing	
IGES:igs	Curve (xlsx):xlsx
Zemax:zar	Zemax:zmx
eDrawing:eprt	Code V:seq
EO Spec Sheet	

General

Type: Plano-Convex Lens

Physical & Mechanical Properties

Diameter (mm): 35.00 ±0.025	Centering (arcmin): <1
Center Thickness CT (mm): 8.50 ±0.10	Edge Thickness ET (mm): 1.67
Clear Aperture CA (mm): 34	Bevel: Protective as needed

Optical Properties

Effective Focal Length EFL (mm): 50.00 @ 587.6nm	Back Focal Length BFL (mm): 44.40
Coating: YAG-BBAR (500-1100nm)	Coating Specification: R _{abs} <0.25% @ 532nm R _{abs} <0.25% @ 1064nm R _{avg} <1.0% @ 500 - 1100nm
Substrate: N-BK7	Surface Quality: 40-20
Power (P-V) @ 632.8nm: 1.5λ	Irregularity (P-V) @ 632.8nm: λ/4
Focal Length Tolerance (%): ±1	Radius R₁ (mm): 25.84
f/#: 1.43	Numerical Aperture NA: 0.35

Wavelength Range (nm): 500 - 1100

Damage Threshold, By Design: 5 J/cm² @ 532nm, 10ns

Regulatory Compliance

Certificate of Conformance: [View](#)

Country of Origin: Japan

Imported By: Edmund Optics India Private Limited
267, Greystone Building, Second Floor, 6th Cross Rd, Binnamangala, Stage 1, Indiranagar, Bengaluru, Karnataka, India 560038
Phone: +91-80-6845 0000

Need different specs or modifications?

Edmund Optics offers comprehensive custom manufacturing services for optical and imaging components tailored to your specific application requirements. Whether in the prototyping phase or preparing for full-scale production, we provide flexible solutions to meet your needs. Our experienced engineers are here to assist—from concept to completion.

Our capabilities include:

- Custom dimensions, materials, coatings, and more
- High-precision surface quality and flatness
- Tight tolerances and complex geometries
- Scalable production—from prototype to volume

Learn more about our [custom manufacturing capabilities](#) or submit an inquiry [here](#).

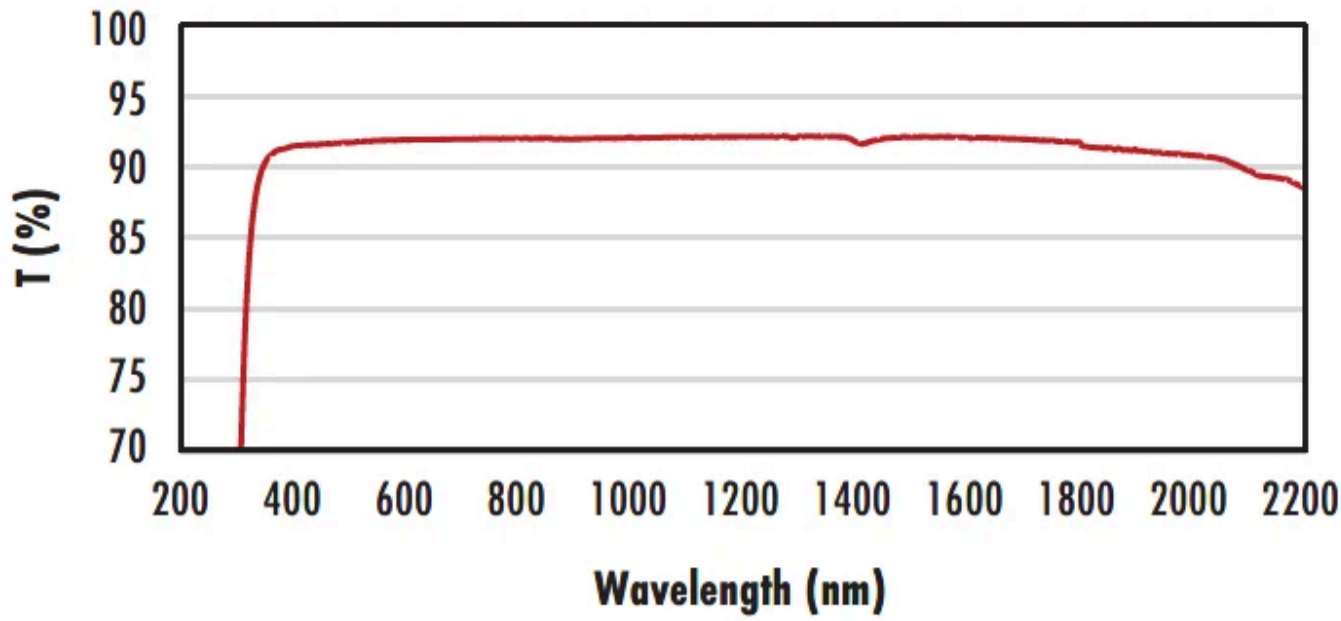
Product Details

- Optimized for R<0.25% @ Both 532nm and 1064nm
- AR Coated to Provide <1.0% Reflectance per Surface for 500 - 1100nm
- Designed for 0° Angle of Incidence
- Various PCX Coating Options: [Uncoated](#), [MgF₂](#), [VIS 0°](#), [VIS-NIR](#), [NIR I](#), [NIR II](#), and [VIS-EXT](#)

TECHSPEC® YAG-BBAR Coated Plano-Convex (PCX) Lenses have a positive focal length, making them ideal for collecting and focusing light in imaging applications. They are also useful in a variety of applications involving emitters, detectors, lasers, and fiber optics. TECHSPEC® YAG-BBAR Coated Plano-Convex (PCX) Lenses are available in a wide variety of diameters and focal lengths. Identical designs of these PCX lenses are also offered [uncoated](#) or with broadband anti-reflective (BBAR) coatings, which include [MgF₂](#), [VIS 0°](#), [VIS-NIR](#), [NIR I](#), [NIR II](#), and [VIS-EXT](#).

Technical Information

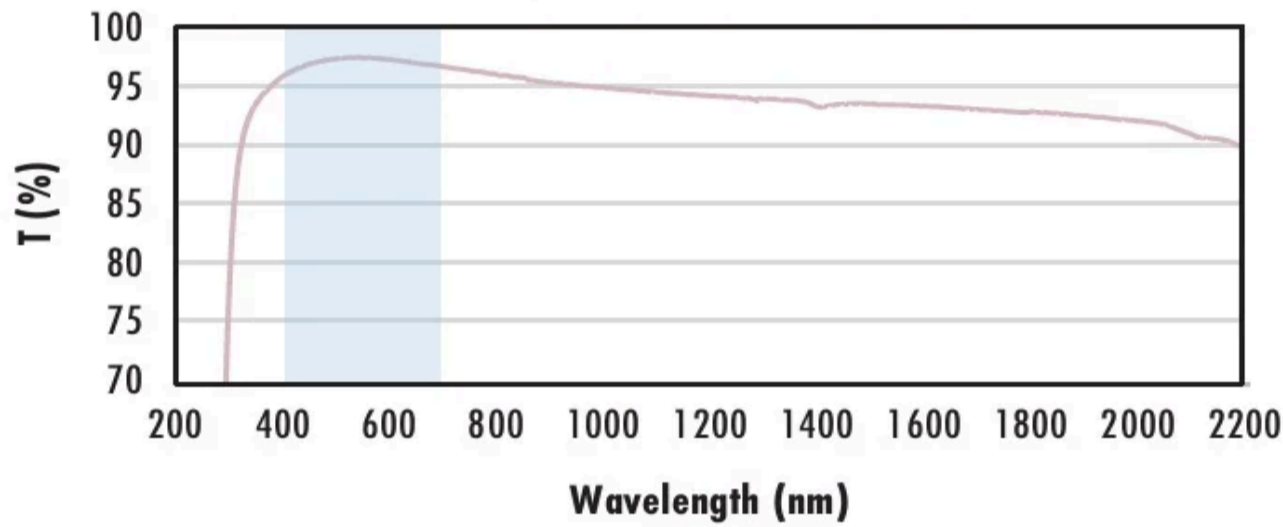
Uncoated N-BK7 Typical Transmission



Typical transmission of a 3mm thick, uncoated N-BK7 window across the UV - NIR spectra.

[Click Here to Download Data](#)

N-BK7 with MgF₂ Coating Typical Transmission



Typical transmission of a 3mm thick N-BK7 window with MgF₂ (400-700nm) coating at 0° AOI.

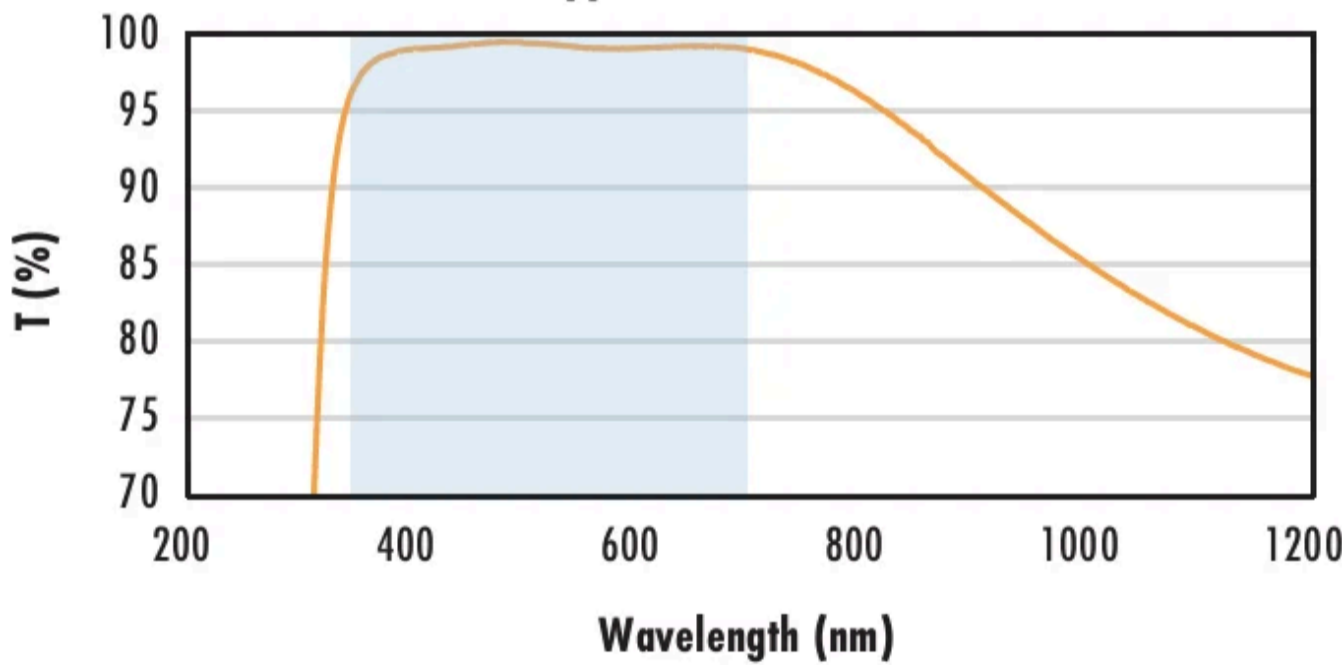
The blue shaded region indicates the coating design wavelength range, with the following specification:

$$R_{avg} \leq 1.75\% \text{ @ } 400 - 700\text{nm (N-BK7)}$$

Data outside this range is not guaranteed and is for reference only.

[Click Here to Download Data](#)

N-BK7 with VIS-EXT Coating Typical Transmission



Typical transmission of a 3mm thick N-BK7 window with VIS-EXT (350-700nm) coating at 0° AOI.

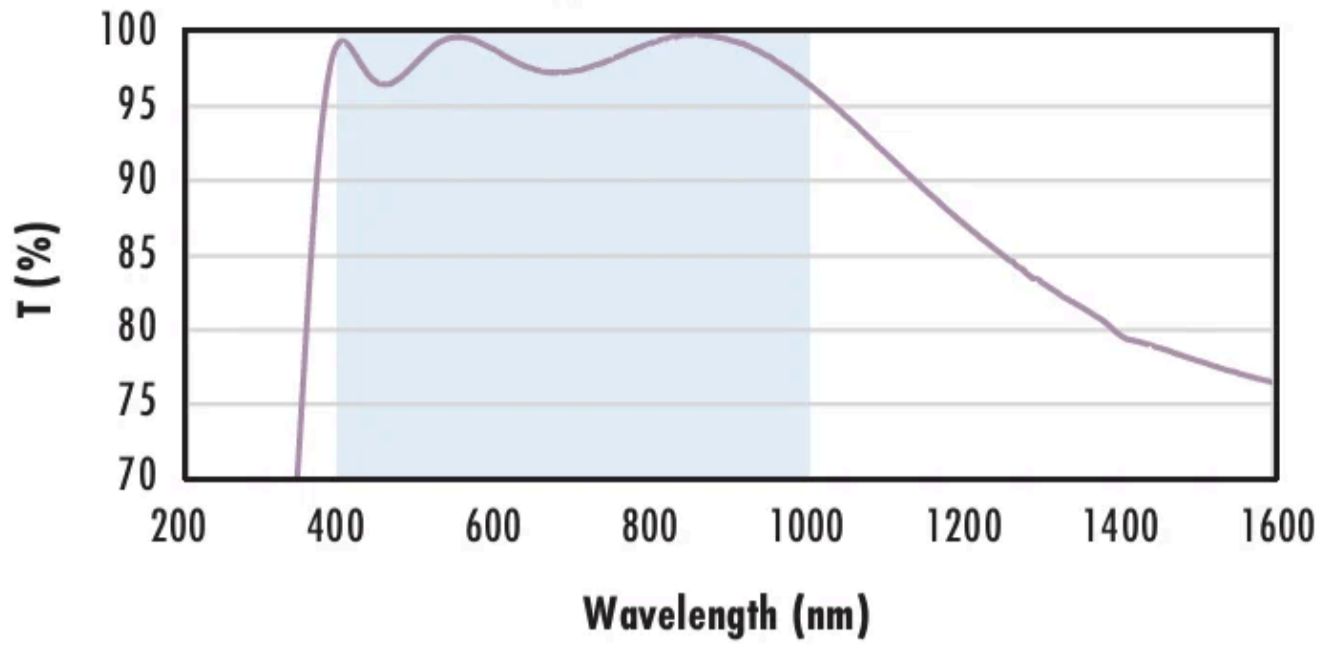
The blue shaded region indicates the coating design wavelength range, with the following specification:

$$R_{avg} \leq 0.5\% \text{ @ } 350 - 700\text{nm}$$

Data outside this range is not guaranteed and is for reference only.

[Click Here to Download Data](#)

N-BK7 with VIS-NIR Coating Typical Transmission



Typical transmission of a 3mm thick N-BK7 window with VIS-NIR (400-1000nm) coating at 0° AOI.

The blue shaded region indicates the coating design wavelength range, with the following specification:

$$R_{abs} \leq 0.25\% \text{ @ } 880\text{nm}$$

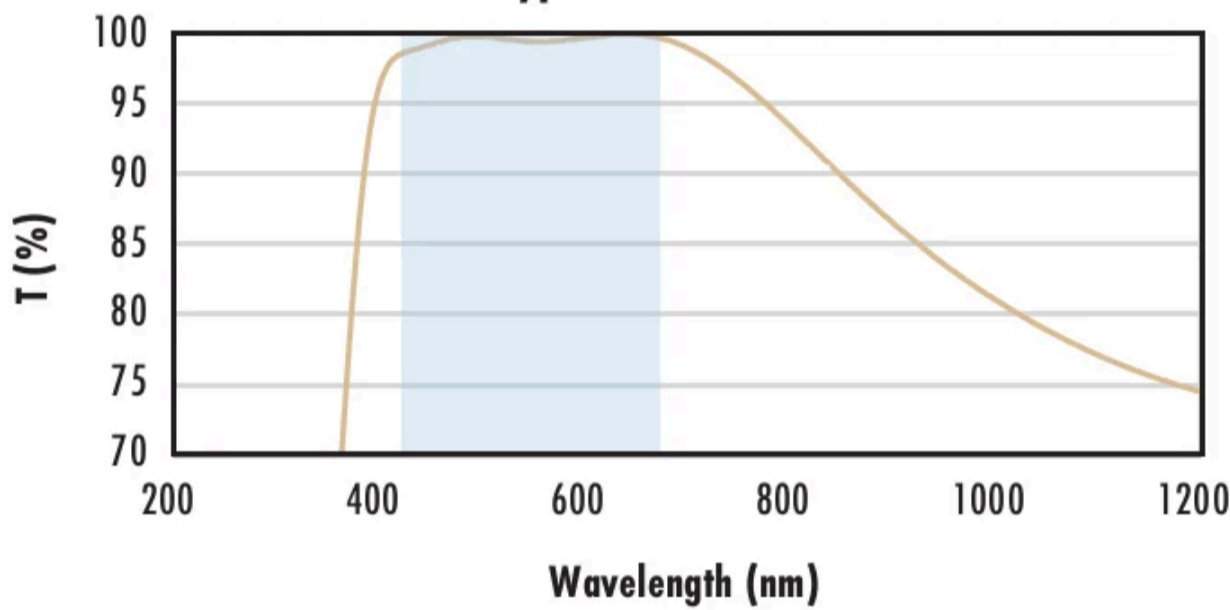
$$R_{avg} \leq 1.25\% \text{ @ } 400 - 870\text{nm}$$

$$R_{avg} \leq 1.25\% \text{ @ } 890 - 1000\text{nm}$$

Data outside this range is not guaranteed and is for reference only.

[Click Here to Download Data](#)

N-BK7 with VIS 0° Coating Typical Transmission



Typical transmission of a 3mm thick N-BK7 window with 0° (425-675nm) coating at 0° AOI.

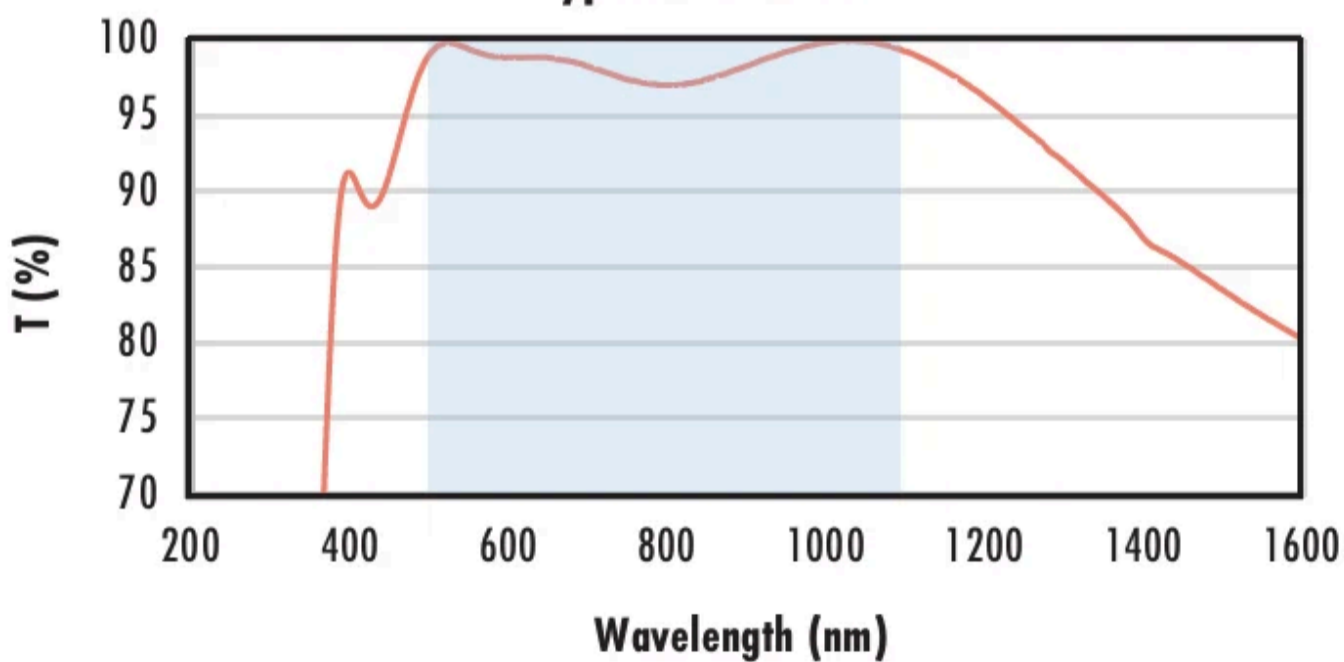
The blue shaded region indicates the coating design wavelength range, with the following specification:

$$R_{avg} \leq 0.4\% \text{ @ } 425 - 675\text{nm}$$

Data outside this range is not guaranteed and is for reference only.

[Click Here to Download Data](#)

N-BK7 with YAG-BBAR Coating Typical Transmission



Typical transmission of a 3mm thick N-BK7 window with YAG-BBAR (500-1100nm) coating at 0° AOI.

The blue shaded region indicates the coating design wavelength range, with the following specification:

$$R_{abs} \leq 0.25\% \text{ @ } 532\text{nm}$$

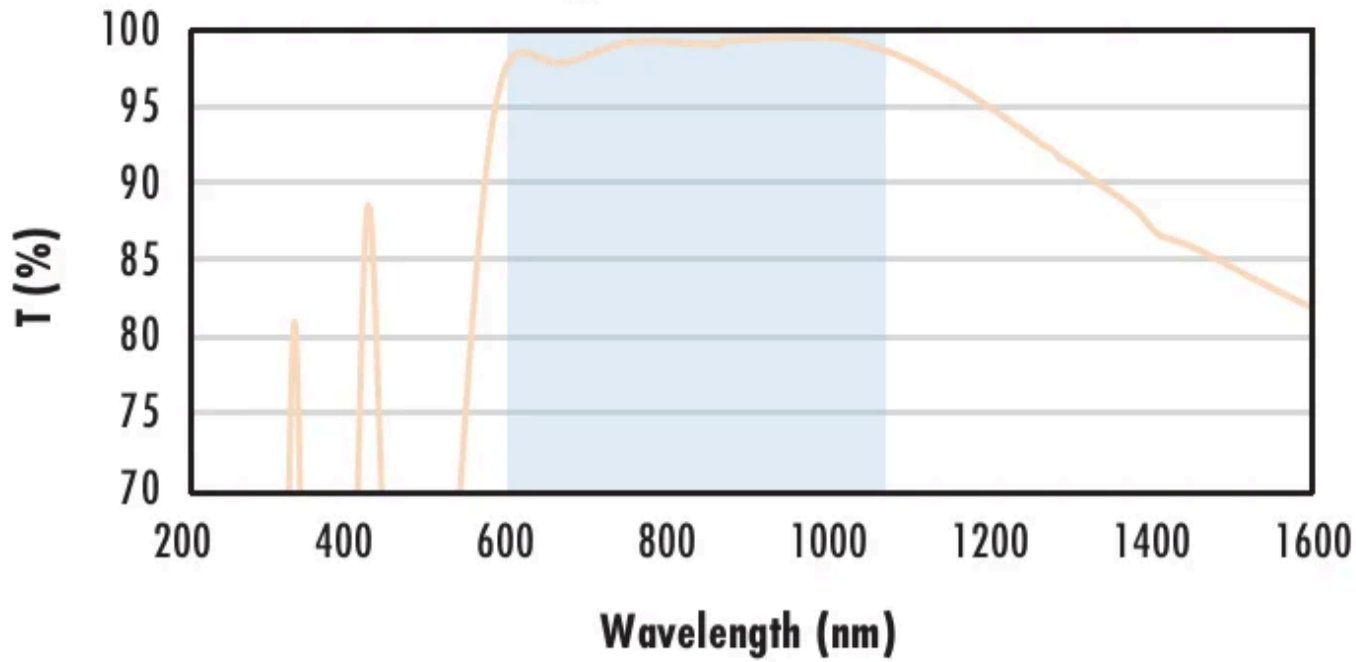
$$R_{abs} \leq 0.25\% \text{ @ } 1064\text{nm}$$

$$R_{avg} \leq 1.0\% \text{ @ } 500 - 1100\text{nm}$$

Data outside this range is not guaranteed and is for reference only.

[Click Here to Download Data](#)

N-BK7 with NIR I Coating Typical Transmission



Typical transmission of a 3mm thick N-BK7 window with I (600 - 1050nm) coating at 0° AOI.

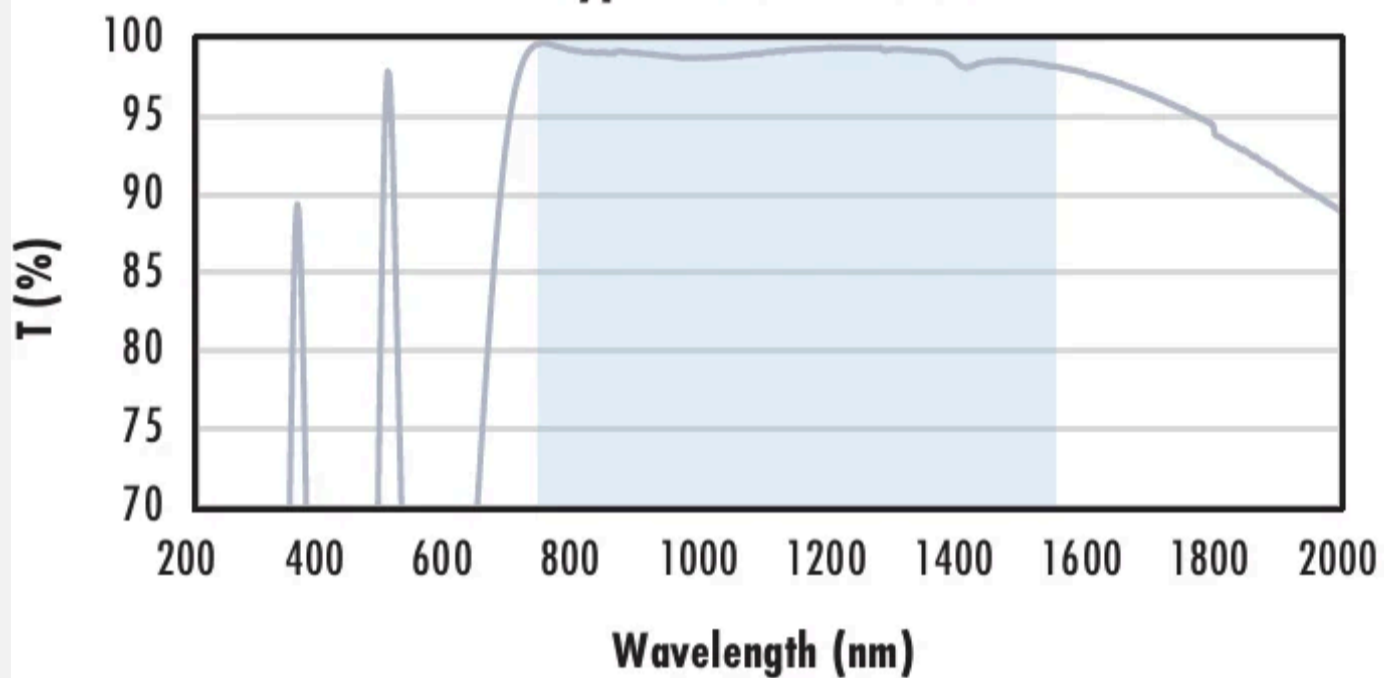
The blue shaded region indicates the coating design wavelength range, with the following specification:

$$R_{avg} \leq 0.5\% @ 600 - 1050nm$$

Data outside this range is not guaranteed and is for reference only.

[Click Here to Download Data](#)

N-BK7 with NIR II Coating Typical Transmission



Typical transmission of a 3mm thick N-BK7 window with II (750 - 1550nm) coating at 0° AOI.

The blue shaded region indicates the coating design wavelength range, with the following specification:

$$R_{abs} \leq 1.5\% @ 750 - 800nm$$

$$R_{abs} \leq 1.0\% @ 800 - 1550nm$$

$$R_{avg} \leq 0.7\% @ 750 - 1550nm$$


Data outside this range is not guaranteed and is for reference only.

[Click Here to Download Data](#)

Related Products



Optical Lenses



UV Fused Silica Plano-Convex (PCX) Lenses - YAG-BBAR Coated



Laser Lenses



YAG-BBAR Coated Double-Convex (DCX) Lenses

Resources

Media Type

- Application Note
- Technical Tool

APPLICATION NOTE

Anti-Reflection (AR) Coatings

APPLICATION NOTE

An Introduction to Optical Coatings

APPLICATION NOTE

Understanding Optical Specifications

Trending in Optics

FAQ

Glossary

Video



APPLICATION NOTE

Lens Geometry Performance Comparison

TECHNICAL TOOL

SAG Calculator

TRENDING IN OPTICS

Future of Spherical Lenses

[View More](#)