

[See all 298 Products in Family](#)

TECHSPEC® 350nm CWL, 50mm Dia., Hard Coated OD 4.0 10nm Bandpass Filter



TECHSPEC Hard Coated OD 4.0 10nm Bandpass Filters

Stock #39-185 **3 In Stock**

[Additional Bandwidths](#)

⊖ 1 ⊕ MRP ₹71,632

● Price inclusive of all taxes

ADD TO CART

Volume Pricing	
Qty 1-5	₹71,632 each
Qty 6-25	₹57,306 each
Qty 26-49	₹53,724 each
Need More?	Request Quote

Product Downloads

General

Bandpass Filter **Type:**

General Filtering **Typical Applications:**

Physical & Mechanical Properties

Diameter (mm):
50.00 +0.0/-0.1

Clear Aperture CA (mm):
45

Construction:
Mounted in Black Anodized Ring

Physical Durability:
Adhesion per ML-PRF-13830B, Section C.4.5.12
Moderate abrasion per ML-PRF-13830B, Section C.4.5.11
Cleaning per ML-C-48497A Section 4.5.4.2

Substrate Thickness (mm):
3.5 ±0.5 typical

Optical Properties

Angle of Incidence (°):
0

Optical Density OD (Average):
≥4.0

Center Wavelength CWL (nm):
350.00 ±2.0

Full Width-Half Max FWHM (nm):
10.00 ±2.0

Full Width-Half Max FWHM Tolerance (nm):
±2.0

Substrate:
[Fused Silica](#) (Coming 7980)

Minimum Transmission (%):
>85

Coating:
Hard Coated

Surface Quality:
80-50

Blocking Wavelength Range (nm):
200 - 1200

Threading & Mounting

Mount Thickness (mm):
5.0 ±0.1

Environmental & Durability Factors

Environmental Durability:
Humidity per ML-STD-810H, Section 507.6
Temperature per ML-STD-810H, Section 501.7 and 502.7

Regulatory Compliance

RoHS 2015:
[Compliant](#)

Certificate of Conformance:
[View](#)

Reach 247:
[Compliant](#)

Country of Origin:
United States

Imported By:
Edmund Optics India Private Limited
267, Greystone Building, Second Floor,
6th Cross Rd, Binnamangala,
Stage 1, Indiranagar, Bengaluru,
Karnataka, India 560038
Phone: +91- 80-6845 0000

Need different specs or modifications?

Edmund Optics offers comprehensive custom manufacturing services for optical and imaging components tailored to your specific application requirements. Whether in the prototyping phase or preparing for full-scale production, we provide flexible solutions to meet your needs. Our experienced engineers are here to assist—from concept to completion.

Our capabilities include:

- Custom dimensions, materials, coatings, and more
- High-precision surface quality and flatness
- Tight tolerances and complex geometries
- Scalable production—from prototype to volume

Learn more about our [custom manufacturing capabilities](#) or submit an inquiry [here](#).

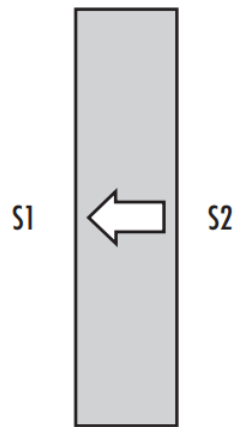
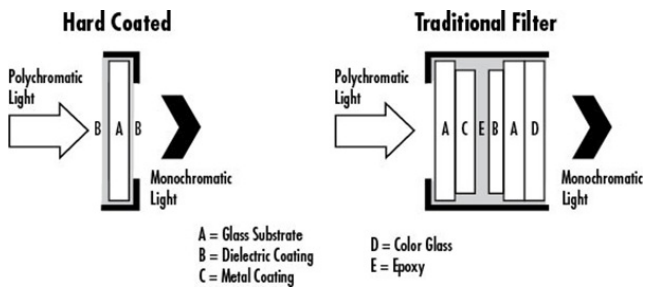
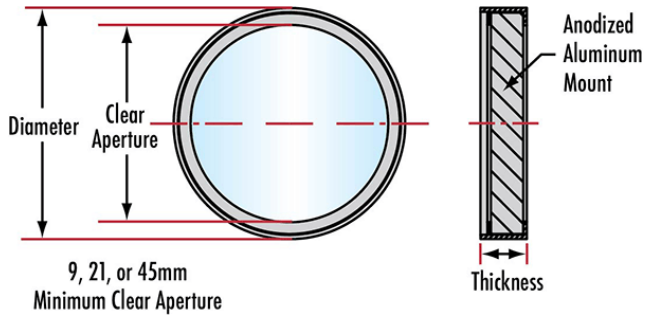
Product Details

- Ideal for Life Sciences or Chemical Analysis
- Available in UV, VIS, and IR Center Wavelengths
- Feature High Performance Hard Coatings
- Hard Coated OD 4.0 5nm, 25nm, and 50nm Bandpass Filters Also Available

TECHSPEC® Hard Coated OD 4.0 10nm Bandpass Filters are narrowband filters used extensively in applications including flame photometry, elemental or laser line separation, fluorescence, laser diode cleanup, or chemical detection or analysis. These optical filters offer steep slopes with deep blocking to achieve high performance in demanding applications. TECHSPEC Hard Coated OD 4.0 10nm Bandpass Filters feature durable hard coatings to minimize filter degradation while increasing transmission. The bandpass filters are available in UV, VIS, and IR center wavelengths.

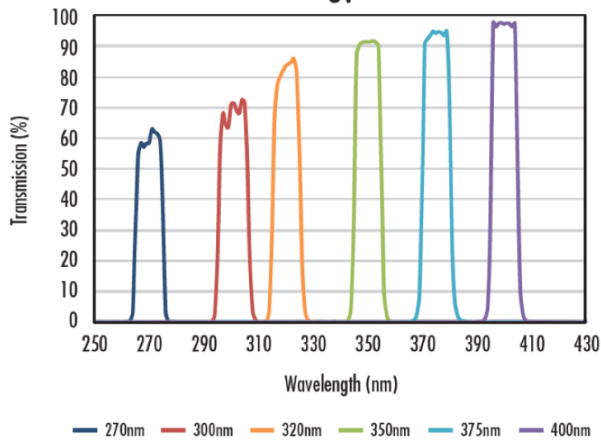
Note: These filters are optimized for high spectral performance rather than high Laser Induced Damage Thresholds (LIDT). A typical LIDT for these filters is 1 J/cm² @ 532nm, 10ns. Please [contact us](#) if you require a filter with a higher LIDT value.

Technical Information

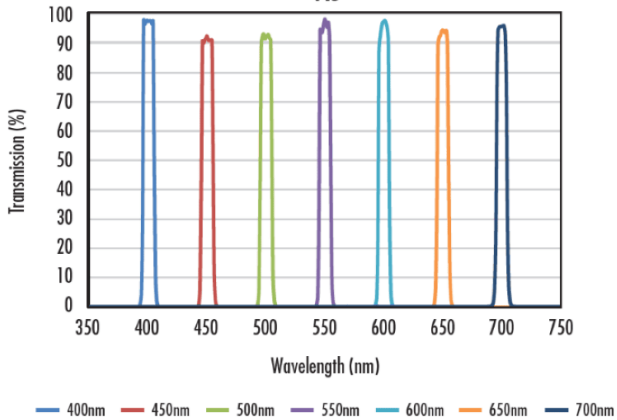


All mounted TECHSPEC® Optical Filters have an arrow on the side of the mount that points to the filter-coated surface for quick reference. Filter oriented such that arrow points to filter coated surface S1. Anti-reflective (AR) coating is applied to S2.

TECHSPEC® Hard Coated OD 4.0 10nm Bandpass Filters
UV



TECHSPEC® Hard Coated OD 4.0 10nm Bandpass Filters
VIS



**TECHSPEC® Hard Coated OD 4.0 10nm Bandpass Filters
IR**



Compatible Mounts
