

[See all 51 Products in Family](#)

TECHSPEC® 30mm Dia. x 50mm FL, YAG-BBAR Coated, Plano-Convex Lens



UV Fused Silica Plano-Convex (PCX) Lenses



Stock #18-233 **1 In Stock**

1 MRP ₹21,792

Price inclusive of all taxes

ADD TO CART

| Volume Pricing | |
|----------------|-------------------------------|
| Qty 1-5 | ₹21,792 each |
| Qty 6-25 | ₹17,455 each |
| Qty 26-49 | ₹16,344 each |
| Need More? | Request Quote |

Product Downloads

General

Plano-Convex Lens **Type:**

Physical & Mechanical Properties

Diameter (mm):

30.00 -0.025

Centering (arcmin):

<1

Center Thickness CT (mm):

7.00 ±0.10

Edge Thickness ET (mm):

1.41

Clear Aperture CA (mm):

28.5

Bevel:

Protective as needed

Optical Properties

Effective Focal Length EFL (mm):

50.00 @ 587.6nm

Back Focal Length BFL (mm):

45.2

Coating:

YAG-BBAR (500-1100nm)

Coating Specification:

R_{abs} <0.25% @ 532nm

R_{abs} <0.25% @ 1064nm

R_{avg} <1.0% @ 500 - 1100nm

Substrate:

Fused Silica (Corning 7980)

Surface Quality:

40-20

Power (P-V) @ 632.8nm:

3 Rings

Irregularity (P-V) @ 632.8nm:

0.5 Rings

Focal Length Tolerance (%):

±1

Radius R₁ (mm):

22.92

f#:

1.67

Numerical Aperture NA:

0.30

Wavelength Range (nm):

500 - 1100

Damage Threshold, By Design:

5 J/cm² @ 532nm, 10ns

Regulatory Compliance

RoHS 2015:

Compliant

Certificate of Conformance:

[View](#)

Reach 235:

Compliant

Country of Origin:

Japan

Imported By:

Edmund Optics India Private Limited
267, Greystone Building, Second Floor,
6th Cross Rd, Binnamangala,
Stage 1, Indiranagar, Bengaluru,
Karnataka, India 560038
Phone: +91- 80-6845 0000

Need different specs or modifications?

Edmund Optics offers comprehensive custom manufacturing services for optical and imaging components tailored to your specific application requirements. Whether in the prototyping phase or preparing for full-scale production, we provide flexible solutions to meet your needs. Our experienced engineers are here to assist—from concept to completion.

Our capabilities include:

- Custom dimensions, materials, coatings, and more
- High-precision surface quality and flatness
- Tight tolerances and complex geometries
- Scalable production—from prototype to volume

Learn more about our [custom manufacturing capabilities](#) or submit an inquiry [here](#).

Product Details

- AR Coated to Provide <1.0% Reflection per Surface for 500 - 1100nm
- Precision Fused Silica Substrate
- Various Coating Options: [Uncoated](#), [MgF₂](#), [UV-AR](#), [UV-VIS](#), [VIS-EXT](#), [VIS-NIR](#), [VIS 0°](#), [NIR I](#), and [NIR II](#)

TECHSPEC® UV Fused Silica Plano-Convex (PCX) Lenses YAG-BBAR Coated feature precision specifications and a [variety of coating options](#) on a broadband substrate. Fused Silica is commonly used in applications from the Ultraviolet (UV) through the Near-Infrared (NIR). Its low index of refraction, low coefficient of thermal expansion, and low inclusion content make it ideal for laser applications and harsh environmental conditions. TECHSPEC® UV Fused Silica Plano-Convex (PCX) Lenses YAG-BBAR Coated feature industry leading diameter and centration specifications, making them ideal for integration into demanding imaging and targeting applications. These lenses are YAG-BBAR coated and feature less than 0.25% reflection at common Nd:YAG laser wavelengths of 532nm and 1064nm.

Technical Information

| FUSED SILICA | |
|---|---|
| <p style="text-align: center;">Uncoated Fused Silica Typical Transmission</p>  | <p>Typical transmission of a 3mm thick, uncoated fused silica window across the UV- NIR spectra.</p> <p style="text-align: center;">Click Here to Download Data</p> |
| <p style="text-align: center;">Fused Silica with MgF₂ Coating Typical Transmission</p>  | <p>Typical transmission of a 3mm thick fused silica window with MgF₂ (400-700nm) coating at 0° AOI.</p> <p>The blue shaded region indicates the coating design wavelength range, with the following specification:</p> <p style="text-align: center;">$R_{avg} \leq 1.75\% @ 400 - 700\text{nm (N-BK7)}$</p> <p>Data outside this range is not guaranteed and is for reference only.</p> <p style="text-align: center;">Click Here to Download Data</p> |
| <p style="text-align: center;">Fused Silica with UV-AR Coating Typical Transmission</p>  | <p>Typical transmission of a 3mm thick fused silica window with UV-AR (250-425nm) coating at 0° AOI.</p> <p>The blue shaded region indicates the coating design wavelength range, with the following specification:</p> <p style="text-align: center;">$R_{abs} \leq 1.0\% @ 250 - 425\text{nm}$ $R_{avg} \leq 0.75\% @ 250 - 425\text{nm}$ $R_{avg} \leq 0.5\% @ 370 - 420\text{nm}$</p> <p>Data outside this range is not guaranteed and is for reference only.</p> <p style="text-align: center;">Click Here to Download Data</p> |
| <p style="text-align: center;">Fused Silica with UV-VIS Coating Typical Transmission</p>  | <p>Typical transmission of a 3mm thick fused silica window with UV-VIS (250-700nm) coating at 0° AOI.</p> |



The blue shaded region indicates the coating design wavelength range, with the following specification:

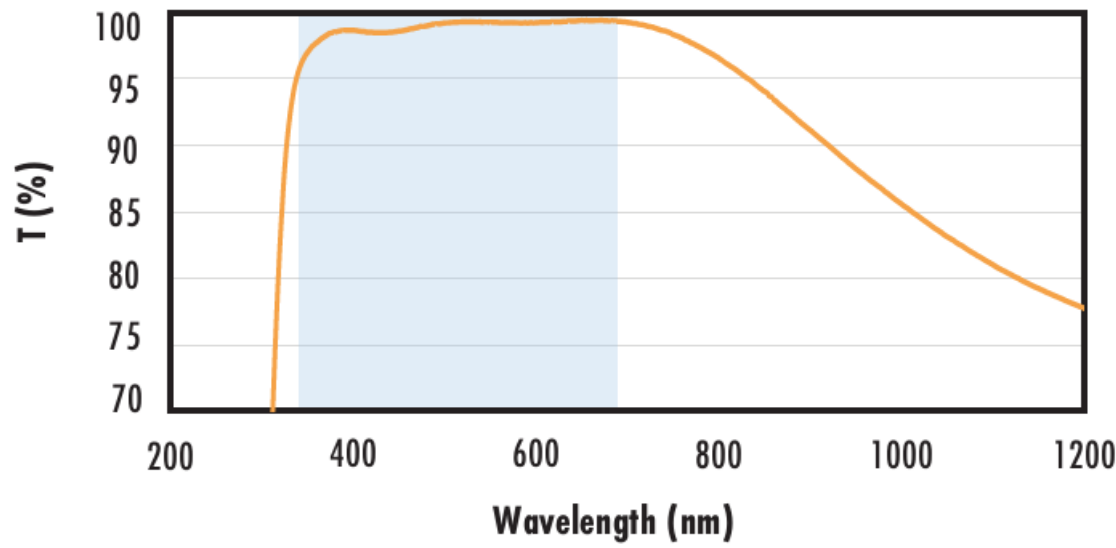
$$R_{abs} \leq 1.0\% @ 350 - 450\text{nm}$$

$$R_{avg} \leq 1.5\% @ 250 - 700\text{nm}$$

Data outside this range is not guaranteed and is for reference only.

[Click Here to Download Data](#)

Fused Silica with VIS-EXT Coating Typical Transmission



Typical transmission of a 3mm thick fused silica window with VIS-EXT (350-700nm) coating at 0° AOI.

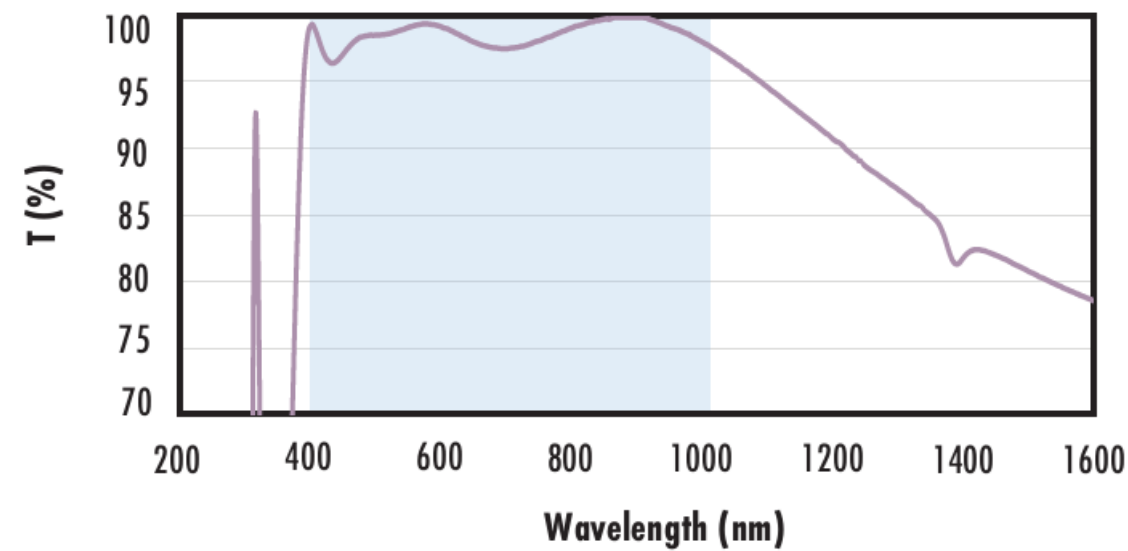
The blue shaded region indicates the coating design wavelength range, with the following specification:

$$R_{avg} \leq 0.5\% @ 350 - 700\text{nm}$$

Data outside this range is not guaranteed and is for reference only.

[Click Here to Download Data](#)

Fused Silica with VIS-NIR Coating Typical Transmission



Typical transmission of a 3mm thick fused silica window with VIS-NIR (400-1000nm) coating at 0° AOI.

The blue shaded region indicates the coating design wavelength range, with the following specification:

$$R_{abs} \leq 0.25\% @ 880\text{nm}$$

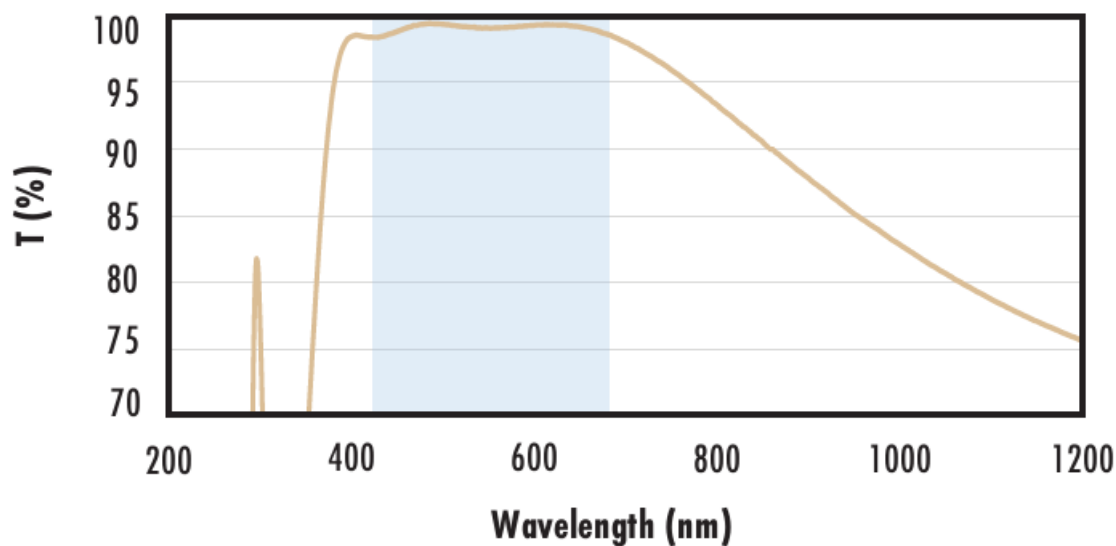
$$R_{avg} \leq 1.25\% @ 400 - 870\text{nm}$$

$$R_{avg} \leq 1.25\% @ 890 - 1000\text{nm}$$

Data outside this range is not guaranteed and is for reference only.

[Click Here to Download Data](#)

Fused Silica with VIS 0° Coating Typical Transmission



Typical transmission of a 3mm thick fused silica window with VIS 0° (425-675nm) coating at 0° AOI.

The blue shaded region indicates the coating design wavelength range, with the following specification:

$$R_{avg} \leq 0.4\% @ 425 - 675\text{nm}$$

Data outside this range is not guaranteed and is for reference only.

[Click Here to Download Data](#)

Fused Silica with YAG-BBAR Coating Typical Transmission

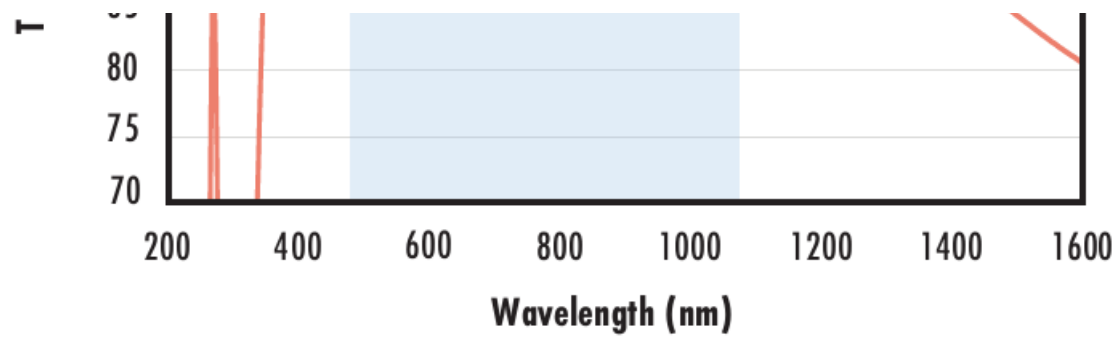


Typical transmission of a 3mm thick fused silica window with YAG-BBAR (500-1100nm) coating at 0° AOI.

The blue shaded region indicates the coating design wavelength range, with the following specification:

$$R_{abs} \leq 0.25\% @ 532\text{nm}$$

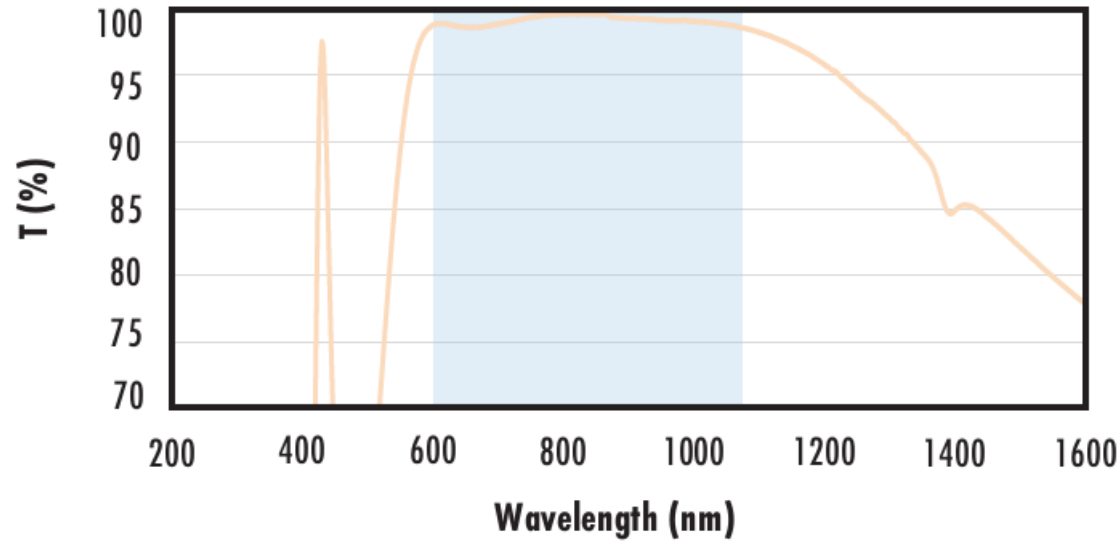
$$R_{abs} \leq 0.25\% @ 1064\text{nm}$$



$R_{avg} \leq 1.0\% @ 500 - 1100nm$
 Data outside this range is not guaranteed and is for reference only.

[Click Here to Download Data](#)

Fused Silica with NIR I Coating Typical Transmission



Typical transmission of a 3mm thick fused silica window with NIR I (600 - 1050nm) coating at 0° AOI.

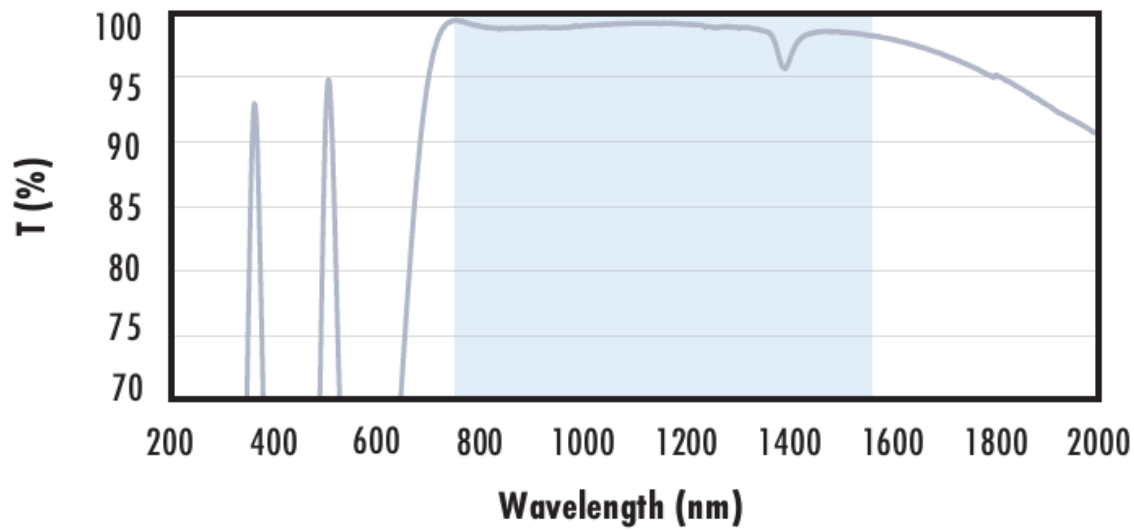
The blue shaded region indicates the coating design wavelength range, with the following specification:

$R_{avg} \leq 0.5\% @ 600 - 1050nm$

Data outside this range is not guaranteed and is for reference only.

[Click Here to Download Data](#)

Fused Silica with NIR II Coating Typical Transmission



Typical transmission of a 3mm thick fused silica window with NIR II (750 - 1550nm) coating at 0° AOI.

The blue shaded region indicates the coating design wavelength range, with the following specification:

$R_{abs} \leq 1.5\% @ 750 - 800nm$

$R_{abs} \leq 1.0\% @ 800 - 1550nm$

$R_{avg} \leq 0.7\% @ 750 - 1550nm$

Data outside this range is not guaranteed and is for reference only.

[Click Here to Download Data](#)