

**TECHSPEC® 25.4 x 25.4mm x -50mm FL, NIR I Laser Grade PCV Cylinder Lens**



TECHSPEC Beam Shaping Fused Silica Cylinder Lenses

Stock **#36-123** [CONTACT US](#)

⊖ 1 ⊕ MRP ₹21,088

**i** Price inclusive of all taxes

**ADD TO CART**

Volume Pricing	
Qty 1-5	₹21,088 each
Qty 6-25	₹19,075 each
Qty 26-49	₹18,117 each
Need More?	<a href="#">Request Quote</a>

Product Downloads

**General**

Cylinder Lens, Plano-Concave **Type:**

**Physical & Mechanical Properties**

Protective as needed **Bevel:**

3.00 **Center Thickness CT (mm):**

±0.1	<b>Center Thickness Tolerance (mm):</b>
22.86 x 22.86	<b>Clear Aperture CA (mm):</b>
+0.0/-0.025	<b>Dimensional Tolerance (mm):</b>
25.4 x 25.4	<b>Dimensions (mm):</b>
6.64	<b>Edge Thickness ET (mm):</b>
<3	<b>Axial Twist (arcmin):</b>

## Optical Properties

-50.00	<b>Effective Focal Length EFL (mm):</b>
<a href="#">Fused Silica</a> (Coming 7980)	<b>Substrate:</b> <input type="checkbox"/>
2.00	<b>f/#:</b>
0.25	<b>Numerical Aperture NA:</b>
NIR I (600-1050nm)	<b>Coating:</b>
600 - 1050	<b>Wavelength Range (nm):</b>
-52.06	<b>Back Focal Length BFL (mm):</b>
$R_{avg} \leq 0.5\%$ @ 600 - 1050nm	<b>Coating Specification:</b>
22.93	<b>Radius <math>R_1</math> (mm):</b>
20-10	<b>Surface Quality:</b>
1.5λ	<b>Power (P-V) @ 632.8nm:</b>
λ/4	<b>Irregularity (P-V) @ 632.8nm:</b>
<3	<b>Plano Axis Wedge (arcmin):</b>
<4.5	<b>Power Axis Wedge (arcmin):</b>

## Regulatory Compliance

<a href="#">Compliant</a>	<b>RoHS 2015:</b>
<a href="#">View</a>	<b>Certificate of Conformance:</b>
<a href="#">Compliant</a>	<b>Reach 235:</b>
China	<b>Country of Origin:</b>
Edmund Optics India Private Limited 267, Greystone Building, Second Floor, 6th Cross Rd, Binnamangala, Stage 1, Indiranagar, Bengaluru, Karnataka, India 560038 Phone: +91- 80-6845 0000	<b>Imported By:</b>

### Need different specs or modifications?

Edmund Optics offers comprehensive custom manufacturing services for optical and imaging components tailored to your specific application requirements. Whether in the prototyping phase or preparing for full-scale production, we provide flexible solutions to meet your needs. Our experienced engineers are here to assist—from concept to completion.

Our capabilities include:

- Custom dimensions, materials, coatings, and more
- High-precision surface quality and flatness
- Tight tolerances and complex geometries
- Scalable production—from prototype to volume

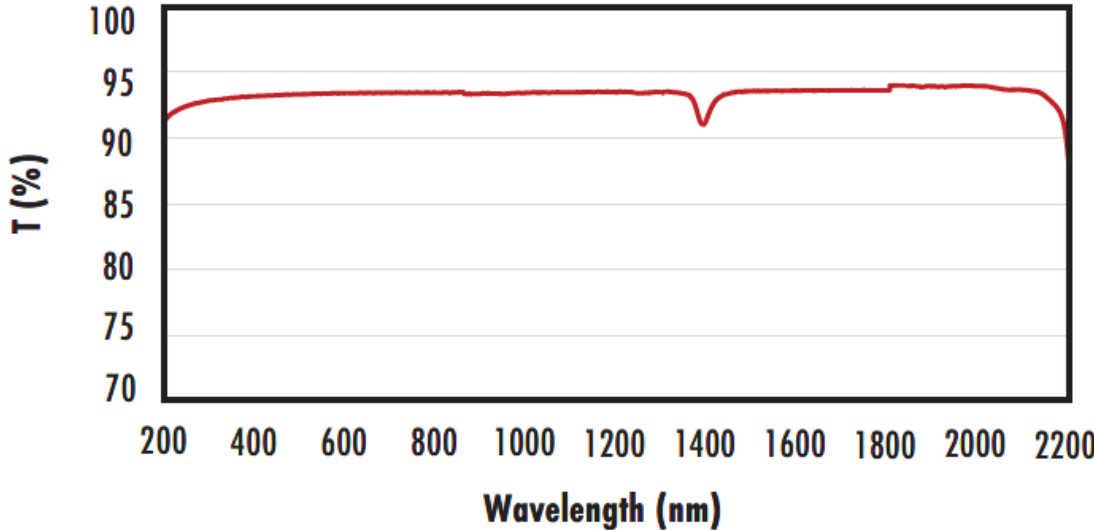
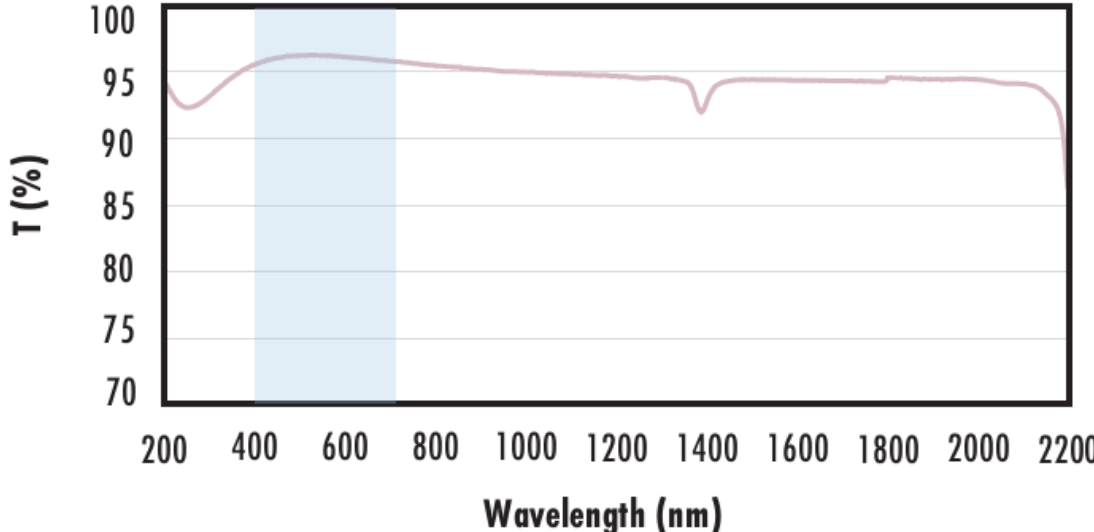
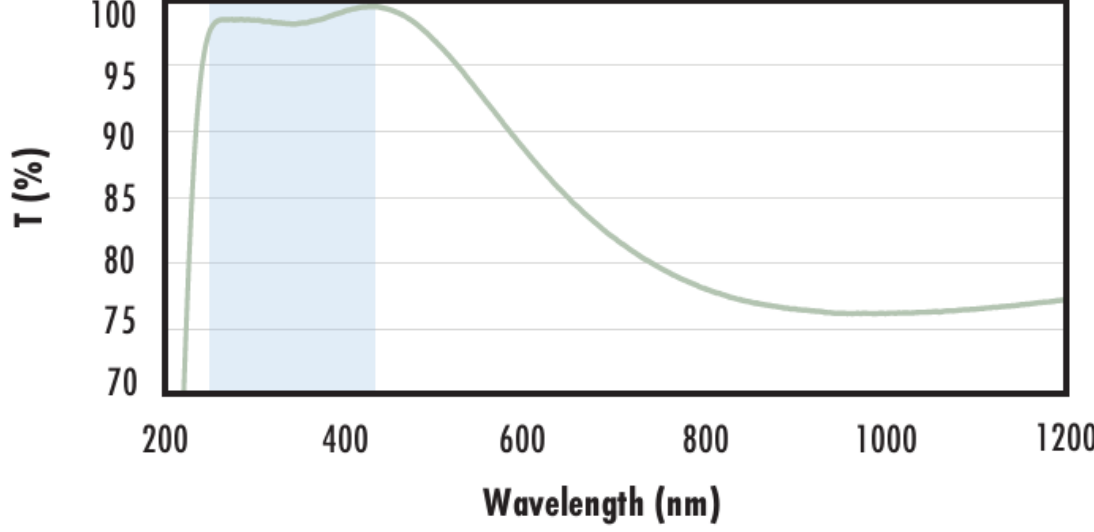
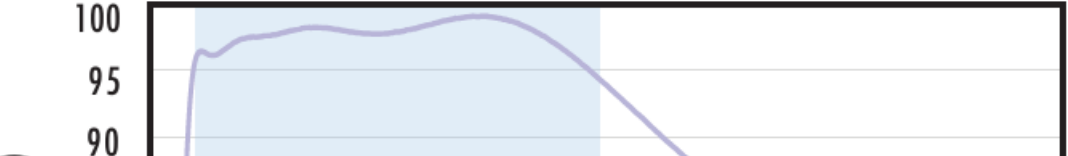
Learn more about our [custom manufacturing capabilities](#) or submit an inquiry [here](#).

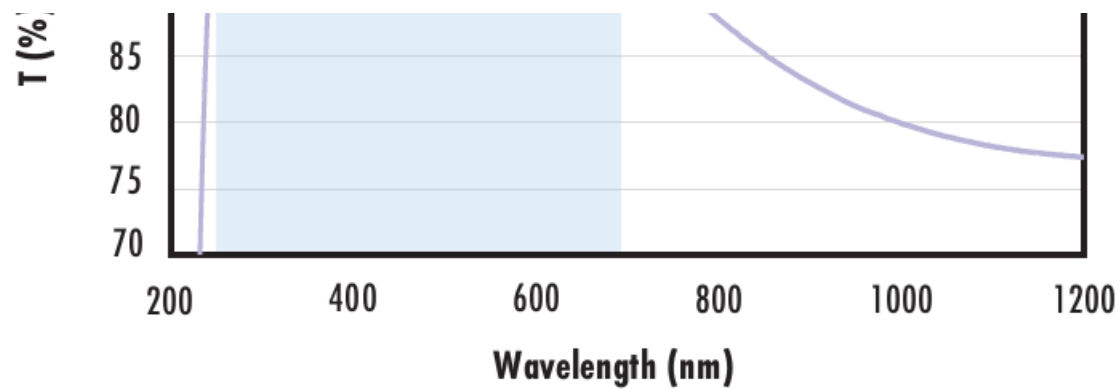
## Product Details

- Offers Superior Performance from UV to IR
- Fused Silica Substrate
- Laser Optic Surface Quality

TECHSPEC® Laser Grade Broadband Cylinder Lenses feature precision specifications for the most demanding applications. These lenses are constructed of premium grade fused silica optical glass and are tailored for laser applications with a surface quality of 20-10. Our TECHSPEC Laser Grade Broadband Cylinder Lenses feature tight wedge tolerances, typically less than 3 arcmin in all dimensions. Integration of these lenses is facilitated by square form factors allowing convenient mounting options.

## Technical Information

FUSED SILICA	
<p style="text-align: center;"><b>Uncoated Fused Silica Typical Transmission</b></p> 	<p>Typical transmission of an uncoated fused silica window across the UV - NIR spectra.</p> <p style="text-align: center;"><a href="#">Click Here to Download Data</a></p>
<p style="text-align: center;"><b>Fused Silica with MgF<sub>2</sub> Coating Typical Transmission</b></p> 	<p>Typical transmission of a fused silica window with MgF<sub>2</sub> (400-700nm) coating at 0° AOI.</p> <p>The blue shaded region indicates the coating design wavelength range, with the following specification:</p> <p style="text-align: center;"><math>R_{avg} \leq 1.75\% @ 400 - 700\text{nm (N-BK7)}</math></p> <p>Data outside this range is not guaranteed and is for reference only.</p> <p style="text-align: center;"><a href="#">Click Here to Download Data</a></p>
<p style="text-align: center;"><b>Fused Silica with UV-AR Coating Typical Transmission</b></p> 	<p>Typical transmission of a fused silica window with UV-AR (250-425nm) coating at 0° AOI.</p> <p>The blue shaded region indicates the coating design wavelength range, with the following specification:</p> <p style="text-align: center;"><math>R_{abs} \leq 1.0\% @ 250 - 425\text{nm}</math>  <math>R_{avg} \leq 0.75\% @ 250 - 425\text{nm}</math>  <math>R_{avg} \leq 0.5\% @ 370 - 420\text{nm}</math></p> <p>Data outside this range is not guaranteed and is for reference only.</p> <p style="text-align: center;"><a href="#">Click Here to Download Data</a></p>
<p style="text-align: center;"><b>Fused Silica with UV-VIS Coating Typical Transmission</b></p> 	<p>Typical transmission of a fused silica window with UV-VIS (250-700nm) coating at 0° AOI.</p> <p>The blue shaded region indicates the coating design wavelength range, with the following specification:</p>

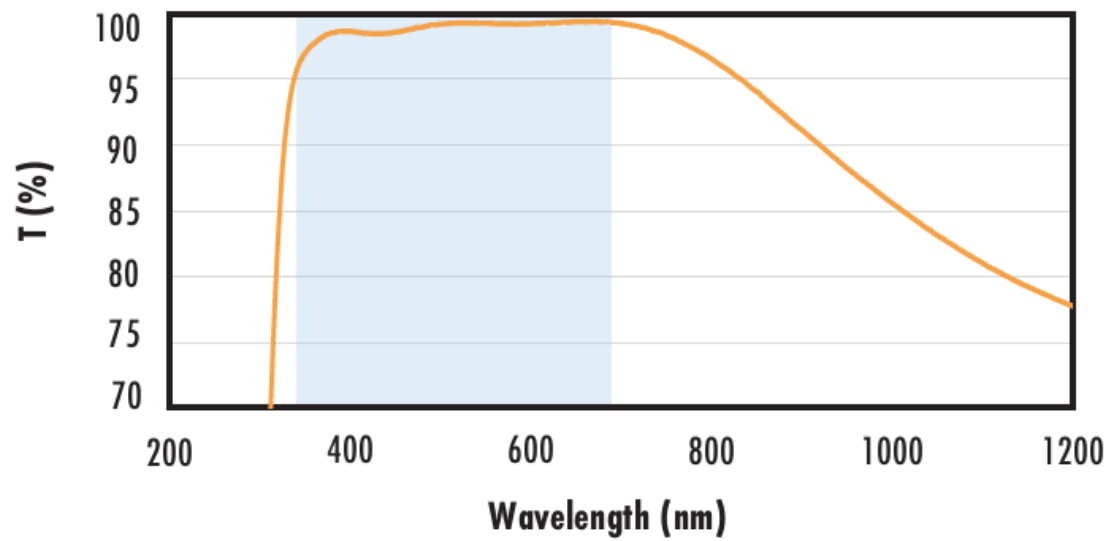


$R_{abs} \leq 1.0\%$  @ 350 - 450nm  
 $R_{avg} \leq 1.5\%$  @ 250 - 700nm

Data outside this range is not guaranteed and is for reference only.

[Click Here to Download Data](#)

### Fused Silica with VIS-EXT Coating Typical Transmission



Typical transmission of a fused silica window with VIS-EXT (350-700nm) coating at 0° AOI.

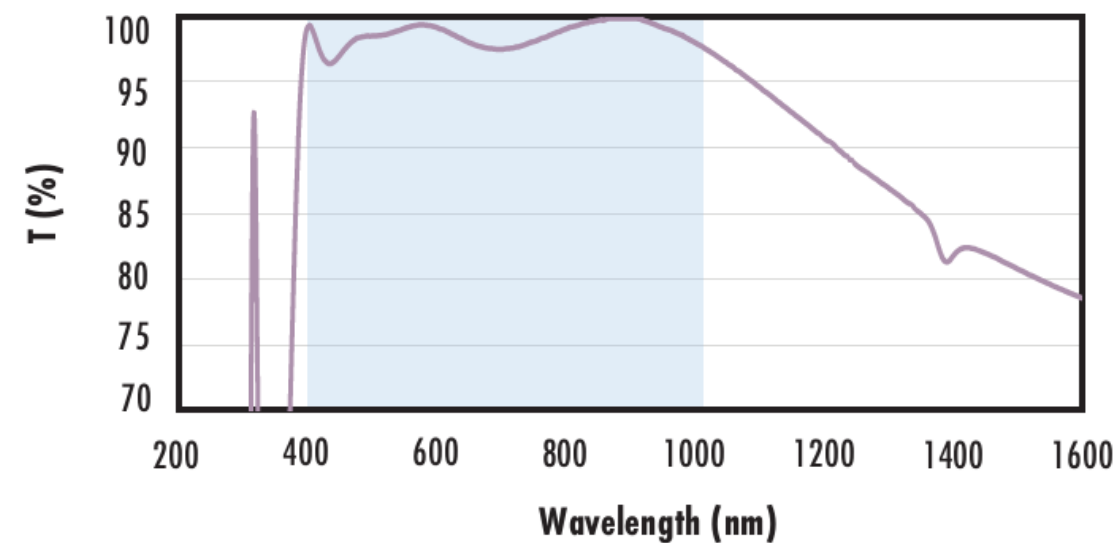
The blue shaded region indicates the coating design wavelength range, with the following specification:

$R_{avg} \leq 0.5\%$  @ 350 - 700nm

Data outside this range is not guaranteed and is for reference only.

[Click Here to Download Data](#)

### Fused Silica with VIS-NIR Coating Typical Transmission



Typical transmission of a fused silica window with VIS-NIR (400-1000nm) coating at 0° AOI.

The blue shaded region indicates the coating design wavelength range, with the following specification:

$R_{abs} \leq 0.25\%$  @ 880nm

$R_{avg} \leq 1.25\%$  @ 400 - 870nm

$R_{avg} \leq 1.25\%$  @ 890 - 1000nm

Data outside this range is not guaranteed and is for reference only.

[Click Here to Download Data](#)

### Fused Silica with VIS 0° Coating Typical Transmission



Typical transmission of a fused silica window with VIS 0° (425-675nm) coating at 0° AOI.

The blue shaded region indicates the coating design wavelength range, with the following specification:

$R_{avg} \leq 0.4\%$  @ 425 - 675nm

Data outside this range is not guaranteed and is for reference only.

[Click Here to Download Data](#)

### Fused Silica with YAG-BBAR Coating Typical Transmission



Typical transmission of a fused silica window with YAG-BBAR (500-1100nm) coating at 0° AOI.

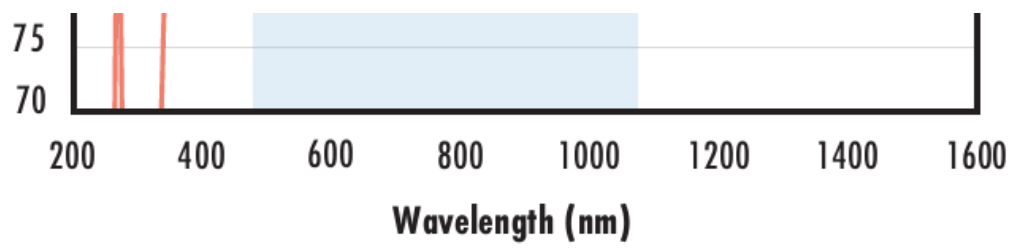
The blue shaded region indicates the coating design wavelength range, with the following specification:

$R_{abs} \leq 0.25\%$  @ 532nm

$R_{abs} \leq 0.25\%$  @ 1064nm

$R_{avg} \leq 1.0\%$  @ 500 - 1100nm

Data outside this range is not guaranteed and is for reference only.



[Click Here to Download Data](#)

### Fused Silica with NIR I Coating Typical Transmission



Typical transmission of a fused silica window with NIR I (600 - 1050nm) coating at 0° AOI.

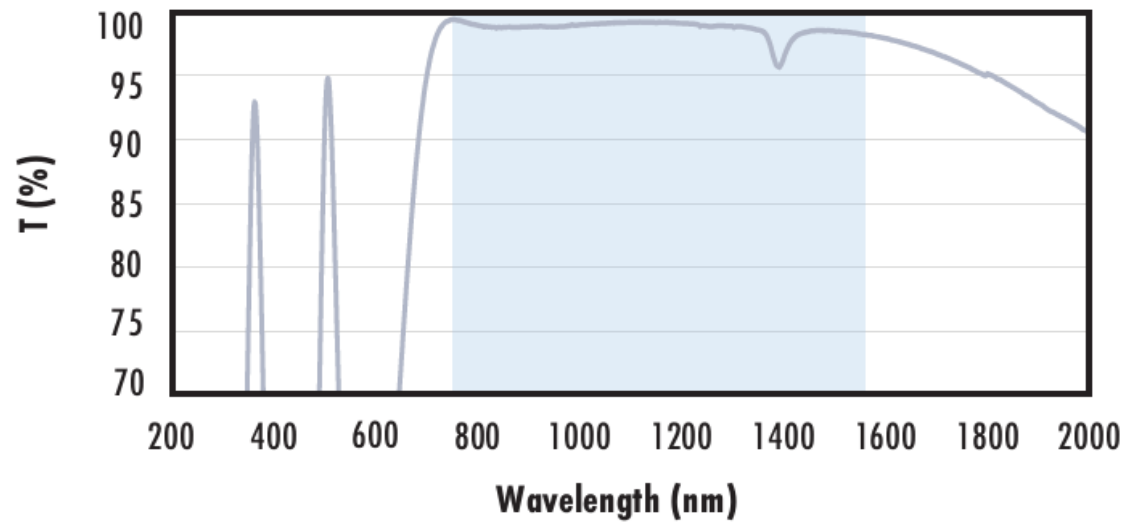
The blue shaded region indicates the coating design wavelength range, with the following specification:

$$R_{avg} \leq 0.5\% @ 600 - 1050nm$$

Data outside this range is not guaranteed and is for reference only.

[Click Here to Download Data](#)

### Fused Silica with NIR II Coating Typical Transmission



Typical transmission of a fused silica window with NIR II (750 - 1550nm) coating at 0° AOI.

The blue shaded region indicates the coating design wavelength range, with the following specification:

$$R_{abs} \leq 1.5\% @ 750 - 800nm$$

$$R_{abs} \leq 1.0\% @ 800 - 1550nm$$

$$R_{avg} \leq 0.7\% @ 750 - 1550nm$$

Data outside this range is not guaranteed and is for reference only.

[Click Here to Download Data](#)