

[See all 68 Products in Family](#)

TECHSPEC® 25.0mm Dia. x -200 FL, UV-AR Coated, UV Plano-Concave Lens



UV Fused Silica Plano-Concave (PCV) Lenses



Stock **#48-325 1 In Stock**

[Other Coating Options](#)

1 MRP ₹16,546

Price inclusive of all taxes

ADD TO CART

Volume Pricing	
Qty 1-5	₹16,546 each
Qty 6-25	₹13,317 each
Qty 26-49	₹12,410 each
Need More?	Request Quote

Product Downloads

General

Plano-Concave Lens **Type:**

Max. Flat Annulus is 0.3mm **Note:**

Physical & Mechanical Properties

25.00 +0.0/-0.025 **Diameter (mm):**

2.50 **Center Thickness CT (mm):**

±0.10 **Center Thickness Tolerance (mm):**

<1 **Centering (arcmin):**

24 **Clear Aperture CA (mm):**

3.32 **Edge Thickness ET (mm):**

Optical Properties

-200.00 **Effective Focal Length EFL (mm):**

Fused Silica (Corning 7980) **Substrate:**

8.00 **f#:**

0.06 **Numerical Aperture NA:**

UV-AR (250-425nm) **Coating:**

250 - 425 **Wavelength Range (nm):**

-201.71 **Back Focal Length BFL (mm):**

Coating Specification:
R_{abs} ≤1.0% @ 250 - 425nm
R_{avg} ≤0.75% @ 250 - 425nm
R_{avg} ≤0.5% @ 370 - 420nm

587.6 **Focal Length Specification Wavelength (nm):**

±1 **Focal Length Tolerance (%):**

-91.69 **Radius R₁ (mm):**

40-20 **Surface Quality:**

3 J/cm² @ 355nm, 10ns **Damage Threshold, Reference:**

1.5λ **Power (P-V) @ 632.8nm:**

λ/4 **Irregularity (P-V) @ 632.8nm:**

Regulatory Compliance

Compliant **RoHS 2015:**

View **Certificate of Conformance:**

Compliant **Reach 235:**

Japan **Country of Origin:**

Imported By:
Edmund Optics India Private Limited
267, Greystone Building, Second Floor,
6th Cross Rd, Binnamangala,
Stage 1, Indiranagar, Bengaluru,
Karnataka, India 560038
Phone: +91- 80-6845 0000

Need different specs or modifications?

Edmund Optics offers comprehensive custom manufacturing services for optical and imaging components tailored to your specific application requirements. Whether in the prototyping phase or preparing for full-scale production, we provide flexible solutions to meet your needs. Our experienced engineers are here to assist—from concept to completion.

Our capabilities include:

- Custom dimensions, materials, coatings, and more
- High-precision surface quality and flatness
- Tight tolerances and complex geometries
- Scalable production—from prototype to volume

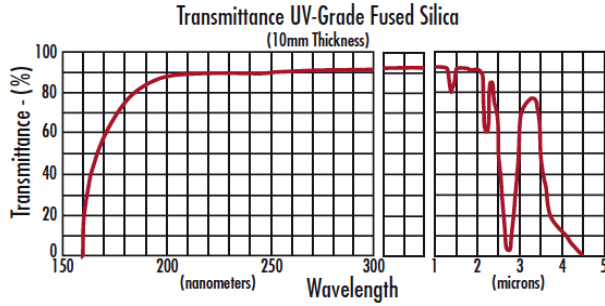
Learn more about our [custom manufacturing capabilities](#) or submit an inquiry [here](#).

Product Details

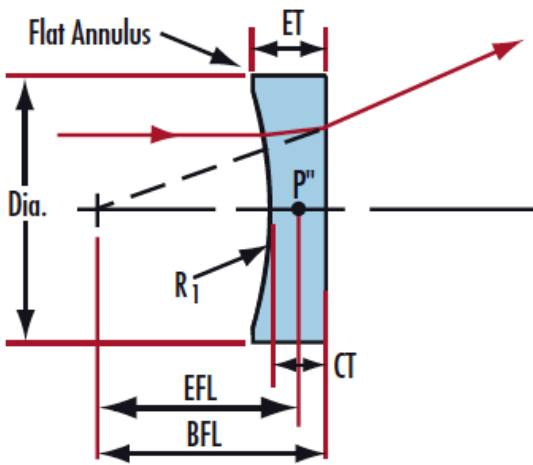
- Negative Focal Lengths for Beam Expansion or Light Projection Applications
- Wavelength Range of 200 - 2200nm
- Popular UV-AR Coating Option Available

TECHSPEC® UV Fused Silica Plano-Concave (PCV) Lenses are high performance UV optic elements, manufactured utilizing state of the art CNC equipment. Zygo's GPI-XP Interferometer is used to assure the surface accuracy and performance of these UV optics. UV Grade lenses are precision manufactured using research-grade synthetic fused silica. In addition to providing excellent transmission characteristics and higher operating temperatures, synthetic fused silica also exhibits an exceptional inclusion specification and chemical purity. TECHSPEC® UV Fused Silica Plano-Concave (PCV) Lenses are an ideal choice for many laser and imaging applications, particularly those involving ultraviolet wavelengths. A broadband anti-reflection coating is available for optimized throughput in the ultraviolet spectrum.

Technical Information

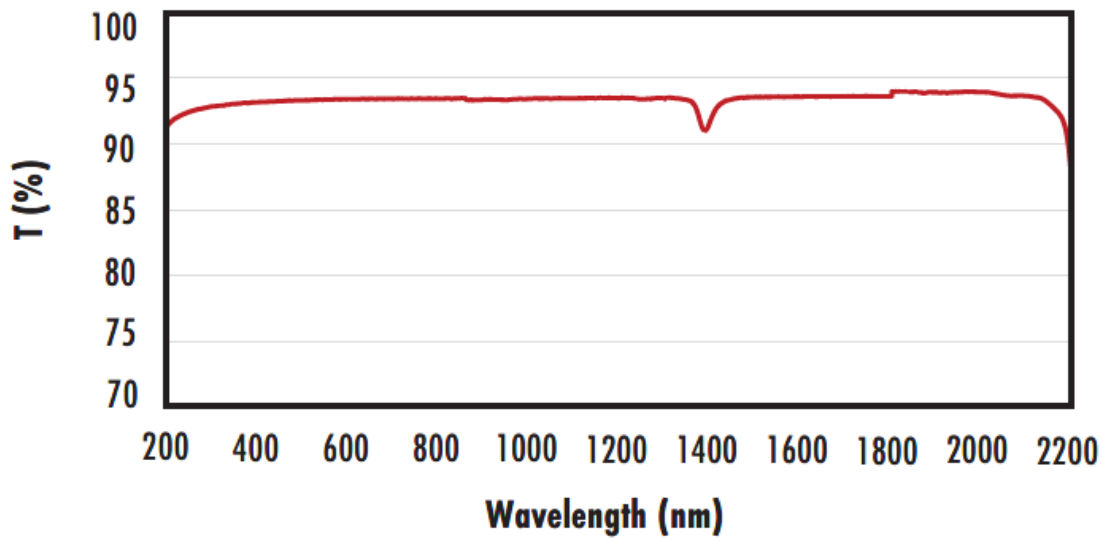


UV FS Transmission Curve



FUSED SILICA

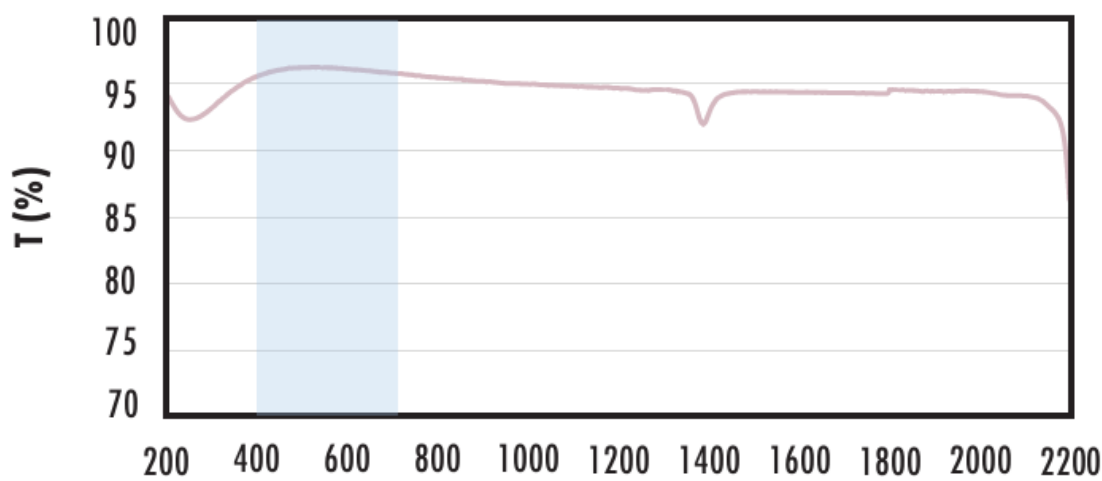
Uncoated Fused Silica Typical Transmission



Typical transmission of a 3mm thick, uncoated fused silica window across the UV - NIR spectra.

[Click Here to Download Data](#)

Fused Silica with MgF₂ Coating Typical Transmission



Typical transmission of a 3mm thick fused silica window with MgF₂ (400-700nm) coating at 0° AOI.

The blue shaded region indicates the coating design wavelength range, with the following specification:

$R_{avg} \leq 1.75\%$ @ 400 - 700nm (N-BK7)

Data outside this range is not guaranteed and is for reference only.

[Click Here to Download Data](#)

Wavelength (nm)

Fused Silica with UV-AR Coating Typical Transmission



Typical transmission of a 3mm thick fused silica window with UV-AR (250-425nm) coating at 0° AOI.

The blue shaded region indicates the coating design wavelength range, with the following specification:

$$R_{abs} \leq 1.0\% @ 250 - 425\text{nm}$$

$$R_{avg} \leq 0.75\% @ 250 - 425\text{nm}$$

$$R_{avg} \leq 0.5\% @ 370 - 420\text{nm}$$

Data outside this range is not guaranteed and is for reference only.

[Click Here to Download Data](#)

Fused Silica with UV-VIS Coating Typical Transmission



Typical transmission of a 3mm thick fused silica window with UV-VIS (250-700nm) coating at 0° AOI.

The blue shaded region indicates the coating design wavelength range, with the following specification:

$$R_{abs} \leq 1.0\% @ 350 - 450\text{nm}$$

$$R_{avg} \leq 1.5\% @ 250 - 700\text{nm}$$

Data outside this range is not guaranteed and is for reference only.

[Click Here to Download Data](#)

Fused Silica with VIS-EXT Coating Typical Transmission



Typical transmission of a 3mm thick fused silica window with VIS-EXT (350-700nm) coating at 0° AOI.

The blue shaded region indicates the coating design wavelength range, with the following specification:

$$R_{avg} \leq 0.5\% @ 350 - 700\text{nm}$$

Data outside this range is not guaranteed and is for reference only.

[Click Here to Download Data](#)

Fused Silica with VIS-NIR Coating Typical Transmission



Typical transmission of a 3mm thick fused silica window with VIS-NIR (400-1000nm) coating at 0° AOI.

The blue shaded region indicates the coating design wavelength range, with the following specification:

$$R_{abs} \leq 0.25\% @ 880\text{nm}$$

$$R_{avg} \leq 1.25\% @ 400 - 870\text{nm}$$

$$R_{avg} \leq 1.25\% @ 890 - 1000\text{nm}$$

Data outside this range is not guaranteed and is for reference only.

[Click Here to Download Data](#)

Fused Silica with VIS 0° Coating

Typical Transmission



Typical transmission of a 3mm thick fused silica window with MS 0° (425-675nm) coating at 0° AOI.

The blue shaded region indicates the coating design wavelength range, with the following specification:

$$R_{avg} \leq 0.4\% @ 425 - 675\text{nm}$$

Data outside this range is not guaranteed and is for reference only.

[Click Here to Download Data](#)

Fused Silica with YAG-BBAR Coating Typical Transmission



Typical transmission of a 3mm thick fused silica window with YAG-BBAR (500-1100nm) coating at 0° AOI.

The blue shaded region indicates the coating design wavelength range, with the following specification:

$$R_{abs} \leq 0.25\% @ 532\text{nm}$$

$$R_{abs} \leq 0.25\% @ 1064\text{nm}$$

$$R_{avg} \leq 1.0\% @ 500 - 1100\text{nm}$$

Data outside this range is not guaranteed and is for reference only.

[Click Here to Download Data](#)

Fused Silica with NIR I Coating Typical Transmission



Typical transmission of a 3mm thick fused silica window with NIR I (600 - 1050nm) coating at 0° AOI.

The blue shaded region indicates the coating design wavelength range, with the following specification:

$$R_{avg} \leq 0.5\% @ 600 - 1050\text{nm}$$

Data outside this range is not guaranteed and is for reference only.

[Click Here to Download Data](#)

Fused Silica with NIR II Coating Typical Transmission



Typical transmission of a 3mm thick fused silica window with NIR II (750 - 1550nm) coating at 0° AOI.

The blue shaded region indicates the coating design wavelength range, with the following specification:

$$R_{abs} \leq 1.5\% @ 750 - 800\text{nm}$$

$$R_{abs} \leq 1.0\% @ 800 - 1550\text{nm}$$

$$R_{avg} \leq 0.7\% @ 750 - 1550\text{nm}$$

Data outside this range is not guaranteed and is for reference only.

[Click Here to Download Data](#)

