

[See all 101 Products in Family](#)

## 228nm CWL, 25nm FWHM, 12.5mm Mounted Diameter



Stock **#68-336** **20+ In Stock**

[Additional Bandwidths](#)

- 1 + MRP ₹24,214

Price inclusive of all taxes

**ADD TO CART**

### Volume Pricing

Qty 1-9	₹24,214 each
Qty 10-25	₹21,792 each
Qty 26-49	₹20,683 each
Need More?	<a href="#">Request Quote</a>

### Product Downloads

### General

Bandpass Filter **Type:**

Cd Emission Line **Typical Applications:**

### Physical & Mechanical Properties

**Diameter (mm):**

12.50 +0.00/-0.25

9.0 **Clear Aperture CA (mm):**

**Construction:**  
Mounted in Black Anodized Ring

## Optical Properties

0 **Angle of Incidence (°):**

≥4.0 **Optical Density OD (Average):**

228.00 ±3 **Center Wavelength CWL (nm):**

±3 **Center Wavelength CWL Tolerance (nm):**

25.00 ±5 **Full Width-Half Max FWHM (nm):**

±5 **Full Width-Half Max FWHM Tolerance (nm):**

>20 **Minimum Transmission (%):**

Traditional Coated **Coating:**

80-50 **Surface Quality:**

200 - 10000 **Blocking Wavelength Range (nm):**

## Threading & Mounting

3.5 **Mount Thickness (mm):**

## Environmental & Durability Factors

-50 to +50 **Operating Temperature (°C):**

## Regulatory Compliance

**Compliant** **RoHS 2015:**

**View** **Certificate of Conformance:**

**Compliant** **REACH 241:**

United States **Country of Origin:**

**Imported By:**  
Edmund Optics India Private Limited  
267, Greystone Building, Second Floor,  
6th Cross Rd, Binnamangala,  
Stage 1, Indiranagar, Bengaluru,  
Karnataka, India 560038  
Phone: +91- 80-6845 0000

## Need different specs or modifications?

Edmund Optics offers comprehensive custom manufacturing services for optical and imaging components tailored to your specific application requirements. Whether in the prototyping phase or preparing for full-scale production, we provide flexible solutions to meet your needs. Our experienced engineers are here to assist—from concept to completion.

Our capabilities include:

- Custom dimensions, materials, coatings, and more
- High-precision surface quality and flatness
- Tight tolerances and complex geometries
- Scalable production—from prototype to volume

Learn more about our [custom manufacturing capabilities](#) or submit an inquiry [here](#).

## Product Details

- Available in UV, Visible, and IR Center Wavelengths
- 10 – 80nm Bandwidths Available
- Ideal for Biomedical Applications and Instrumentation Integration
- 193-399nm, **400-699nm**, and **700-1650nm** CWL Options Available

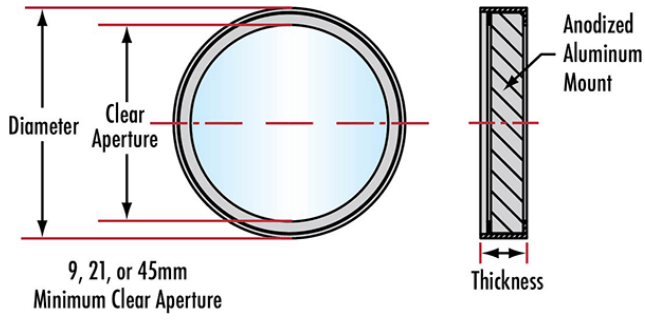
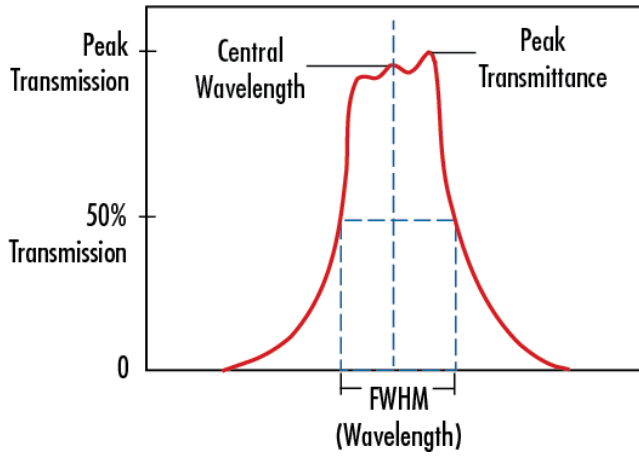
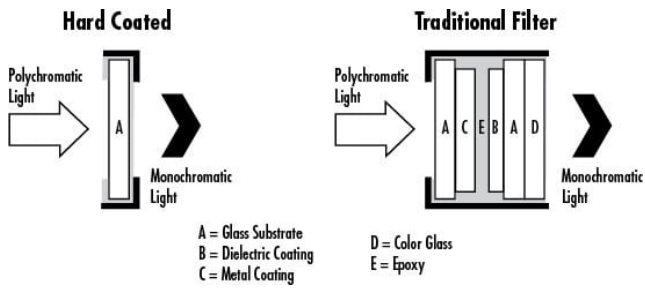
Traditional Coated Bandpass 193 – 399nm Interference Filters are used to selectively transmit a narrow range of wavelengths while blocking all others. They are ideal for a range of biomedical and quantitative chemical applications. Bandpass interference filters are widely used in instrumentation for various applications, including clinical chemistry, environmental testing, colorimetry, elemental and laser line separation, flame photometry, fluorescence, and immunoassays. In addition, Traditional Coated Bandpass 193 – 399nm Interference Filters are used to select discrete spectral lines from arc or gas discharge lamps and to isolate a particular line from Ar, Kr, Nd:YAG, and other lasers. Traditional Coated Bandpass 193 – 399nm Interference Filters are often used in conjunction with [laser diode modules](#) and [LEDs](#).

### Traditional Coated Filters

Traditional coated filters are fabricated in three sections, one of which determines the center wavelength (CWL), bandwidth (FWHM), and the shape of the transmittance curve while the other two control the blocking range of the filter. The bandpass section of Traditional Coated Bandpass Interference Filters is made by repetitive vacuum deposition of thin layers of partially reflecting dielectric compounds on a glass substrate. Rejection of wavelengths resulting

from destructive interference is limited to within 15% of the central wavelength, therefore, additional glass or metallic blockers must be added to reduce out-of-band transmittance. Metallic blockers, such as layers of silver, reflect and absorb radiation outside of the filter passband and negate higher order passbands from X-ray to the long-wave infrared (LWR). The blocking capabilities of metallic blockers are augmented by the addition of color transmitting glass and custom dyes that absorb UV or long wavelength radiation. After thin film deposition is complete, the three sections are scribed, laminated, cut, and mounted.

## Technical Information



## Compatible Mounts