

[See all 259 Products in Family](#)

TECHSPEC® 150mm Dia., 8mm Thick, NIR II $\lambda/10$ Fused Silica Window



$\lambda/10$ UV Fused Silica Windows

Stock **#29-616** [CONTACT US](#)

⊖ 1 ⊕ MRP ₹1,55,371

📌 Price inclusive of all taxes

ADD TO CART

Volume Pricing	
Qty 1-5	₹1,55,371 each
Qty 6-25	₹1,23,591 each
Qty 26-49	₹1,15,520 each
Need More?	Request Quote

Product Downloads

General

Protective Window **Type:**

Physical & Mechanical Properties

135.00 **Clear Aperture CA (mm):**

Diameter (mm):

150.00 +0.00/-0.20

8.00 ±0.10 **Thickness (mm):**

Protective as needed **Bevel:**

90 **Clear Aperture (%):**

Fine Ground **Edges:**

<10 **Parallelism (arcsec):**

0.16 **Poisson's Ratio:**

73 **Young's Modulus (GPa):**

522.00 **Knoop Hardness (kg/mm²):**

Optical Properties

NIR II (750-1550nm) **Coating:**

[Fused Silica](#) (Corning 7980) **Substrate:**

1.458 **Index of Refraction (n_d):**

20-10 **Surface Quality:**

M10 (per inch within clear aperture) **Transmitted Wavefront, P-V:**

67.8 **Abbe Number (v_d):**

Coating Specification:
R_{abs} ≤1.5% @ 750 - 800nm
R_{abs} ≤1.0% @ 800 - 1550nm
R_{avg} ≤0.7% @ 750 - 1550nm

750 - 1550 **Wavelength Range (nm):**

8 J/cm² @ 1064nm, 10ns **Damage Threshold, By Design:**

Material Properties

2.20 **Density (g/cm³):**

Coefficient of Thermal Expansion CTE (10⁻⁶/°C):
0.52 (+5 to +35°C)
0.57 (0 to +200°C)
0.48 (-100 to +200°C)

Regulatory Compliance

[View](#) **Certificate of Conformance:**

Vietnam **Country of Origin:**

Imported By:
Edmund Optics India Private Limited
267, Greystone Building, Second Floor,
6th Cross Rd, Binnamangala,
Stage 1, Indiranagar, Bengaluru,
Karnataka, India 560038
Phone: +91- 80-6845 0000

Need different specs or modifications?

Edmund Optics offers comprehensive custom manufacturing services for optical and imaging components tailored to your specific application requirements. Whether in the prototyping phase or preparing for full-scale production, we provide flexible solutions to meet your needs. Our experienced engineers are here to assist—from concept to completion.

Our capabilities include:

- Custom dimensions, materials, coatings, and more
- High-precision surface quality and flatness
- Tight tolerances and complex geometries
- Scalable production—from prototype to volume

Learn more about our [custom manufacturing capabilities](#) or submit an inquiry [here](#).

Product Details

- UV, Visible, and NIR Anti-Reflection Coated Versions Available
- M10 Transmitted Wavefront Distortion

- Circular and Square Sizes from 2mm to 150mm
- 1λ or λ/4 UV Fused Silica Windows Also Available

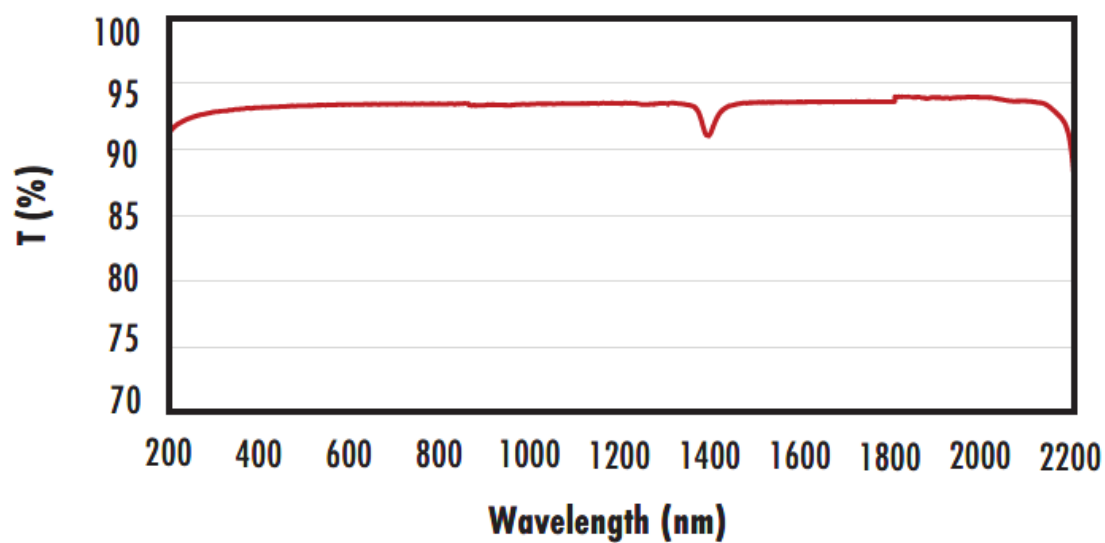
TECHSPEC® N10 UV Fused Silica Windows feature laser-grade surface quality and parallelism. In addition, these windows will limit the transmitted wavefront distortion to λ/10. The superior transmission characteristics, excellent thermal properties, and high tolerance manufacturing specifications make these windows an excellent choice for more demanding applications. TECHSPEC® N10 UV Fused Silica Windows are available for purchase in circular and square sizes ranging from 2mm to 150mm.. These windows are offered uncoated or with anti-reflection coatings optimized for the UV or visible spectrum.

Technical Information



FUSED SILICA

Uncoated Fused Silica Typical Transmission



Typical transmission of a 3mm thick, uncoated fused silica window across the UV - NIR spectra.

[Click Here to Download Data](#)

Fused Silica with MgF₂ Coating Typical Transmission



Typical transmission of a 3mm thick fused silica window with MgF₂ (400-700nm) coating at 0° AOI.

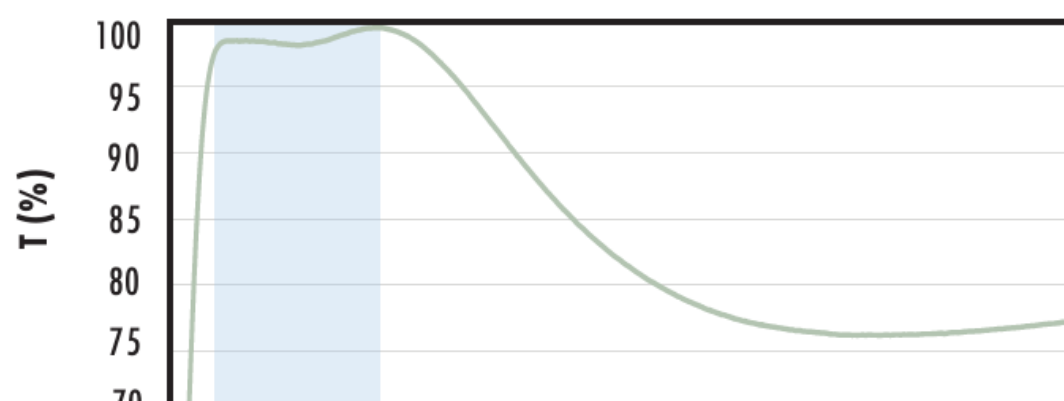
The blue shaded region indicates the coating design wavelength range, with the following specification:

$$R_{avg} \leq 1.75\% @ 400 - 700\text{nm (N-BK7)}$$

Data outside this range is not guaranteed and is for reference only.

[Click Here to Download Data](#)

Fused Silica with UV-AR Coating Typical Transmission



Typical transmission of a 3mm thick fused silica window with UV-AR (250-425nm) coating at 0° AOI.

The blue shaded region indicates the coating design wavelength range, with the following specification:

$$R_{abs} \leq 1.0\% @ 250 - 425\text{nm}$$

$$R_{avg} \leq 0.75\% @ 250 - 425\text{nm}$$

$$R_{avg} \leq 0.5\% @ 370 - 420\text{nm}$$

Data outside this range is not guaranteed and is for reference only.

[Click Here to Download Data](#)



**Fused Silica with UV-VIS Coating
Typical Transmission**



Typical transmission of a 3mm thick fused silica window with UV-VIS (250-700nm) coating at 0° AOI.

The blue shaded region indicates the coating design wavelength range, with the following specification:

$$R_{abs} \leq 1.0\% @ 350 - 450\text{nm}$$

$$R_{avg} \leq 1.5\% @ 250 - 700\text{nm}$$

Data outside this range is not guaranteed and is for reference only.

[Click Here to Download Data](#)

**Fused Silica with VIS-EXT Coating
Typical Transmission**



Typical transmission of a 3mm thick fused silica window with VIS-EXT (350-700nm) coating at 0° AOI.

The blue shaded region indicates the coating design wavelength range, with the following specification:

$$R_{avg} \leq 0.5\% @ 350 - 700\text{nm}$$

Data outside this range is not guaranteed and is for reference only.

[Click Here to Download Data](#)

**Fused Silica with VIS-NIR Coating
Typical Transmission**



Typical transmission of a 3mm thick fused silica window with VIS-NIR (400-1000nm) coating at 0° AOI.

The blue shaded region indicates the coating design wavelength range, with the following specification:

$$R_{abs} \leq 0.25\% @ 880\text{nm}$$

$$R_{avg} \leq 1.25\% @ 400 - 870\text{nm}$$

$$R_{avg} \leq 1.25\% @ 890 - 1000\text{nm}$$

Data outside this range is not guaranteed and is for reference only.

[Click Here to Download Data](#)

**Fused Silica with VIS 0° Coating
Typical Transmission**



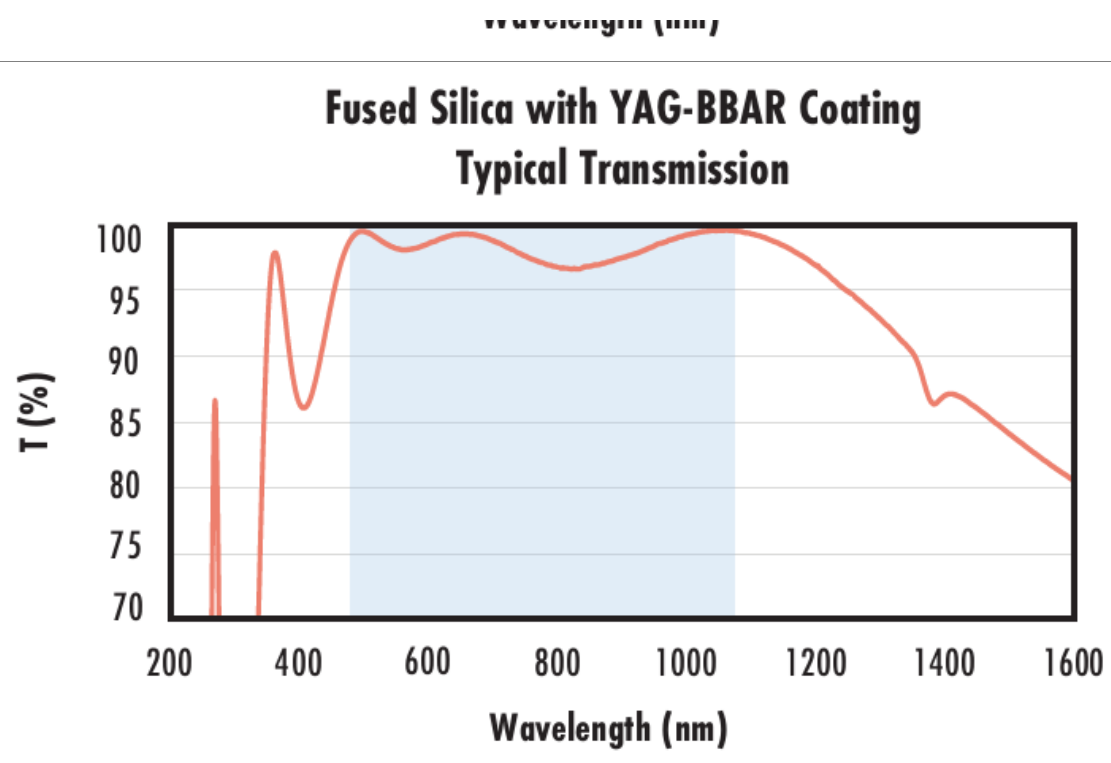
Typical transmission of a 3mm thick fused silica window with VIS 0° (425-675nm) coating at 0° AOI.

The blue shaded region indicates the coating design wavelength range, with the following specification:

$$R_{avg} \leq 0.4\% @ 425 - 675\text{nm}$$

Data outside this range is not guaranteed and is for reference only.

[Click Here to Download Data](#)

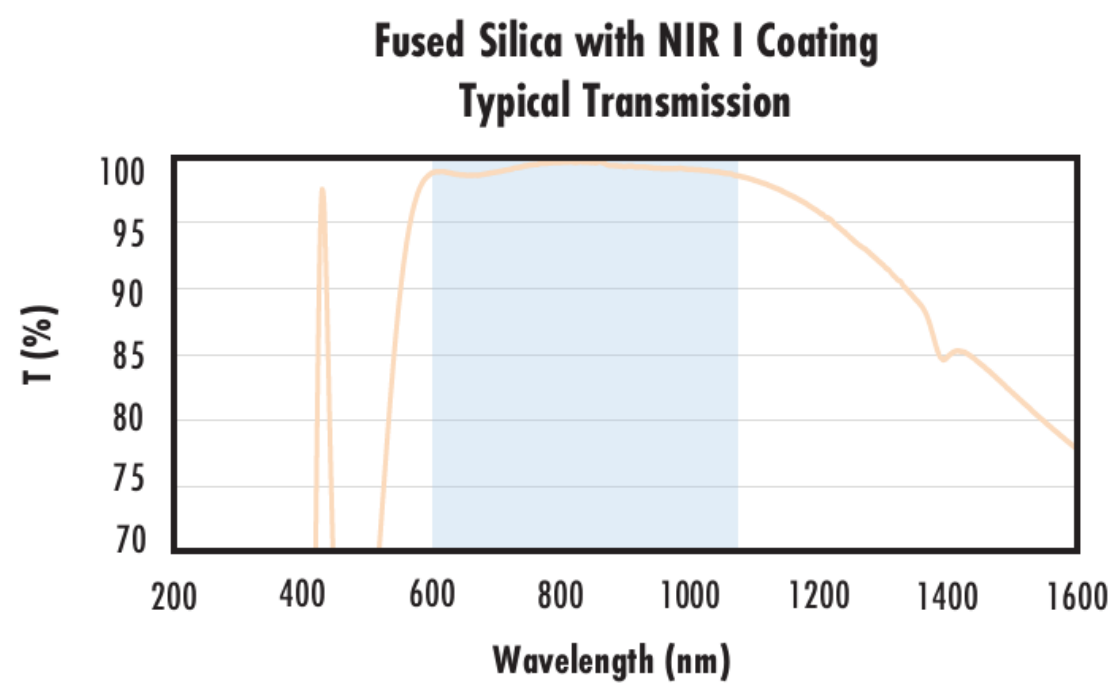


Typical transmission of a 3mm thick fused silica window with YAG-BBAR (500-1100nm) coating at 0° AOI.
The blue shaded region indicates the coating design wavelength range, with the following specification:

- $R_{abs} \leq 0.25\% @ 532nm$
- $R_{abs} \leq 0.25\% @ 1064nm$
- $R_{avg} \leq 1.0\% @ 500 - 1100nm$

Data outside this range is not guaranteed and is for reference only.

[Click Here to Download Data](#)



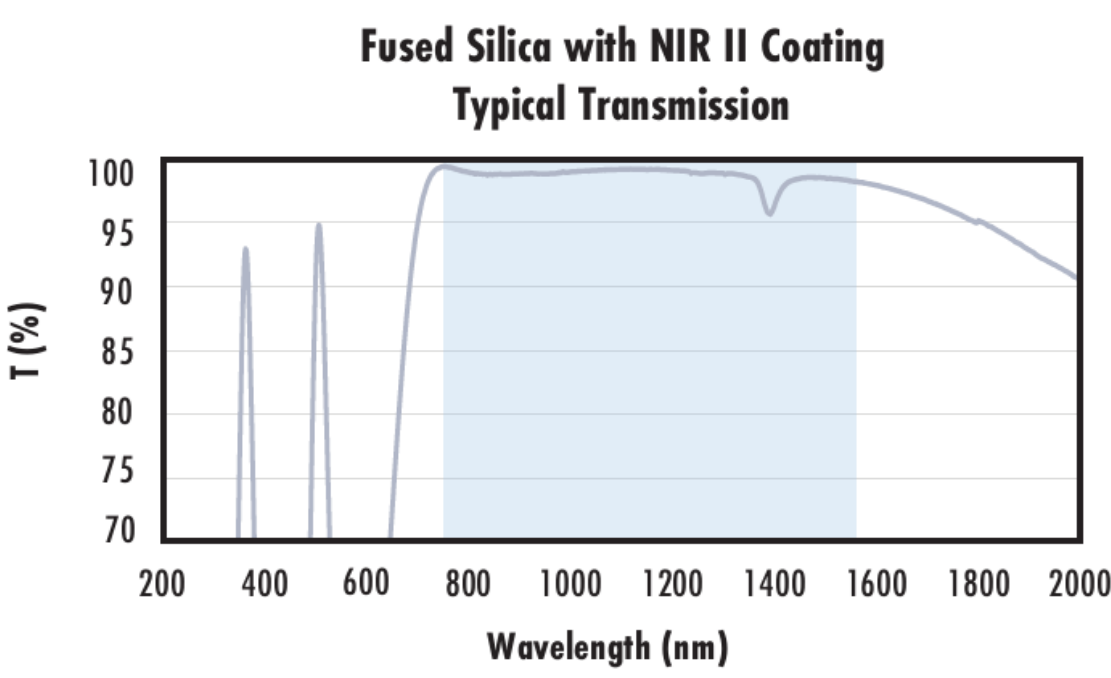
Typical transmission of a 3mm thick fused silica window with NIR I (600 - 1050nm) coating at 0° AOI.

The blue shaded region indicates the coating design wavelength range, with the following specification:

- $R_{avg} \leq 0.5\% @ 600 - 1050nm$

Data outside this range is not guaranteed and is for reference only.

[Click Here to Download Data](#)



Typical transmission of a 3mm thick fused silica window with NIR II (750 - 1550nm) coating at 0° AOI.

The blue shaded region indicates the coating design wavelength range, with the following specification:

- $R_{abs} \leq 1.5\% @ 750 - 800nm$
- $R_{abs} \leq 1.0\% @ 800 - 1550nm$
- $R_{avg} \leq 0.7\% @ 750 - 1550nm$

Data outside this range is not guaranteed and is for reference only.

[Click Here to Download Data](#)