

TECHSPEC® 12mm Dia. x 15mm FL, Uncoated, UV Double-Convex Lens



UV Fused Silica Double-Convex (DCX) Lenses



Stock **#49-244** **20+ In Stock**

[Other Coating Options](#)

1 MRP ₹13,015

Price inclusive of all taxes

ADD TO CART

Volume Pricing	
Qty 1-5	₹13,015 each
Qty 6-25	₹10,392 each
Qty 26-49	₹9,787 each
Need More?	Request Quote

Product Downloads

General

Double-Convex Lens **Type:**

Physical & Mechanical Properties

12.00 +0.0/-0.025	Diameter (mm):
<1	Centering (arcmin):
Protective as needed	Bevel:
4.50 ±0.05	Center Thickness CT (mm):
1.57	Edge Thickness ET (mm):
11.00	Clear Aperture CA (mm):

Optical Properties

13.37	Back Focal Length BFL (mm):
15.00	Effective Focal Length EFL (mm):
Uncoated	Coating:
Uncoated	Coating Specification:
Fused Silica (Coming 7980)	Substrate: <input type="checkbox"/>
40-20	Surface Quality:
1.5λ	Power (P-V) @ 632.8nm:
λ/4	Irregularity (P-V) @ 632.8nm:
13.01	Radius R₁=R₂ (mm):
1.25	f#:
587.6	Focal Length Specification Wavelength (nm):
±1	Focal Length Tolerance (%):
0.40	Numerical Aperture NA:
200 - 2200	Wavelength Range (nm):

Regulatory Compliance

Compliant	RoHS 2015:
Compliant	Reach 219:
View	Certificate of Conformance:
Japan	Country of Origin:
Edmund Optics India Private Limited 267, Greystone Building, Second Floor, 6th Cross Rd, Binnamangala, Stage 1, Indiranagar, Bengaluru, Karnataka, India 560038 Phone: +91- 80-6845 0000	Imported By:

Need different specs or modifications?

Edmund Optics offers comprehensive custom manufacturing services for optical and imaging components tailored to your specific application requirements. Whether in the prototyping phase or preparing for full-scale production, we provide flexible solutions to meet your needs. Our experienced engineers are here to assist—from concept to completion.

Our capabilities include:

- Custom dimensions, materials, coatings, and more
- High-precision surface quality and flatness
- Tight tolerances and complex geometries
- Scalable production—from prototype to volume

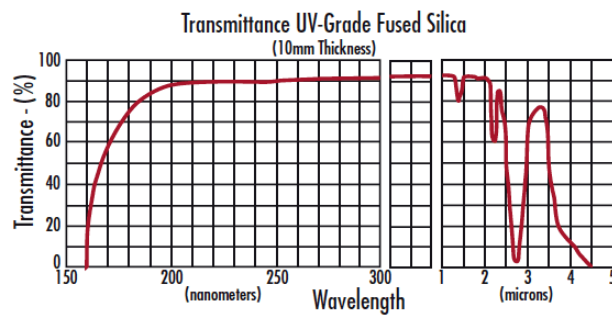
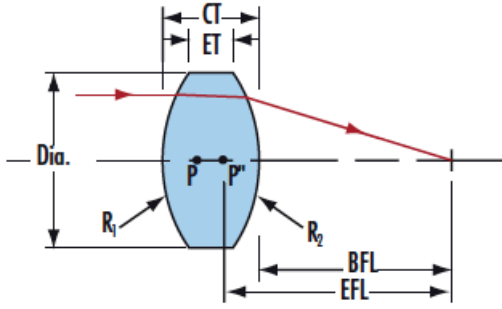
Learn more about our [custom manufacturing capabilities](#) or submit an inquiry [here](#).

Product Details

- Ideal for Imaging Applications
- Minimize Aberrations Including Spherical and Coma
- Precision Fused Silica Substrate

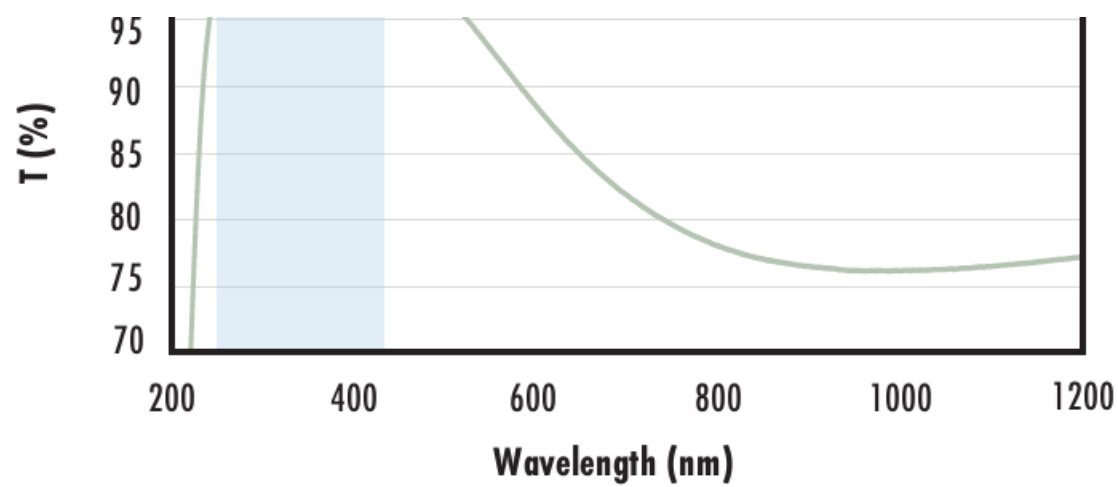
TECHSPEC® UV Fused Silica Double-Convex (DCX) Lenses, also referred to as bi-convex lenses, have two positive, symmetrical faces with equal radii on both sides. These lenses are generally recommended for finite imaging applications with a conjugate ratio (ratio between object distance and image distance) between 0.2 and 5. At a conjugate ratio of 1, aberrations such as spherical aberration, chromatic aberration, coma, and distortion are minimized or canceled due to the symmetric lens design. TECHSPEC® UV Fused Silica Double-Convex (DCX) Lenses have a precision fused silica substrate. These lenses are available uncoated or with UV-AR, UV-VIS, MS-EXT, MS-NIR, VIS 0°, NIR I, or NIR II coatings.

Technical Information



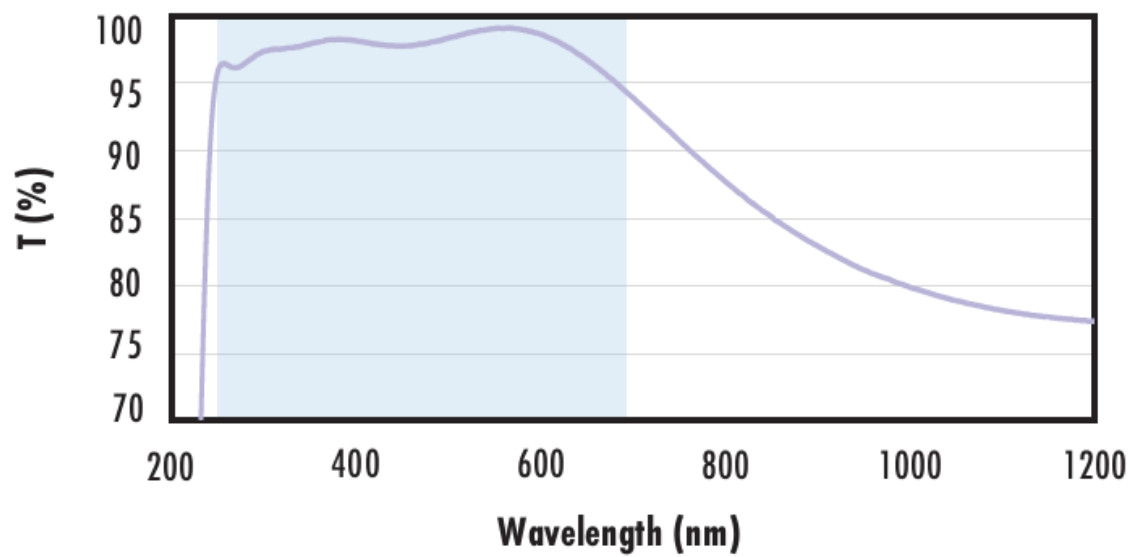
UV FS Transmission Curve

FUSED SILICA	
<h3>Uncoated Fused Silica Typical Transmission</h3> <p>The graph shows the typical transmission of a 3mm thick, uncoated fused silica window. The y-axis is Transmittance (T) in percent, ranging from 70 to 100. The x-axis is Wavelength in nanometers, ranging from 200 to 2200. The transmission is consistently high, around 93-95%, across the entire range, with a small dip at approximately 1400 nm.</p>	<p>Typical transmission of a 3mm thick, uncoated fused silica window across the UV - NIR spectra.</p> <p>Click Here to Download Data</p>
<h3>Fused Silica with MgF₂ Coating Typical Transmission</h3> <p>The graph shows the typical transmission of a 3mm thick fused silica window with an MgF₂ coating. The y-axis is Transmittance (T) in percent, ranging from 70 to 100. The x-axis is Wavelength in nanometers, ranging from 200 to 2200. A blue shaded region highlights the coating design wavelength range from approximately 400 nm to 700 nm, where the transmission is slightly higher than the uncoated version. A small dip is visible at approximately 1400 nm.</p>	<p>Typical transmission of a 3mm thick fused silica window with MgF₂ (400-700nm) coating at 0° AOI.</p> <p>The blue shaded region indicates the coating design wavelength range, with the following specification:</p> <p>$R_{avg} \leq 1.75\% @ 400 - 700\text{nm (N-BK7)}$</p> <p>Data outside this range is not guaranteed and is for reference only.</p> <p>Click Here to Download Data</p>
<h3>Fused Silica with UV-AR Coating Typical Transmission</h3> <p>The graph shows the typical transmission of a 3mm thick fused silica window with a UV-AR coating. The y-axis is Transmittance (T) in percent, ranging from 70 to 100. The x-axis is Wavelength in nanometers, ranging from 200 to 2200. A blue shaded region highlights the coating design wavelength range from approximately 200 nm to 400 nm, where the transmission is significantly higher than the uncoated version.</p>	<p>Typical transmission of a 3mm thick fused silica window with UV-AR coating at 0° AOI.</p>



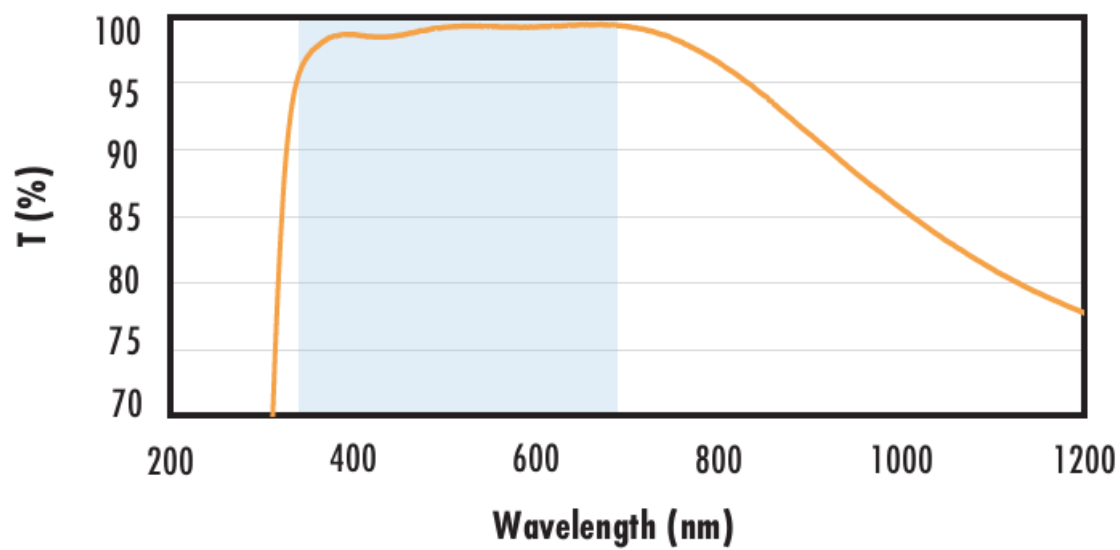
with UV-AR (250-425nm) coating at 0° AOI.
 The blue shaded region indicates the coating design wavelength range, with the following specification:
 $R_{abs} \leq 1.0\% @ 250 - 425\text{nm}$
 $R_{avg} \leq 0.75\% @ 250 - 425\text{nm}$
 $R_{avg} \leq 0.5\% @ 370 - 420\text{nm}$
 Data outside this range is not guaranteed and is for reference only.
[Click Here to Download Data](#)

Fused Silica with UV-VIS Coating Typical Transmission



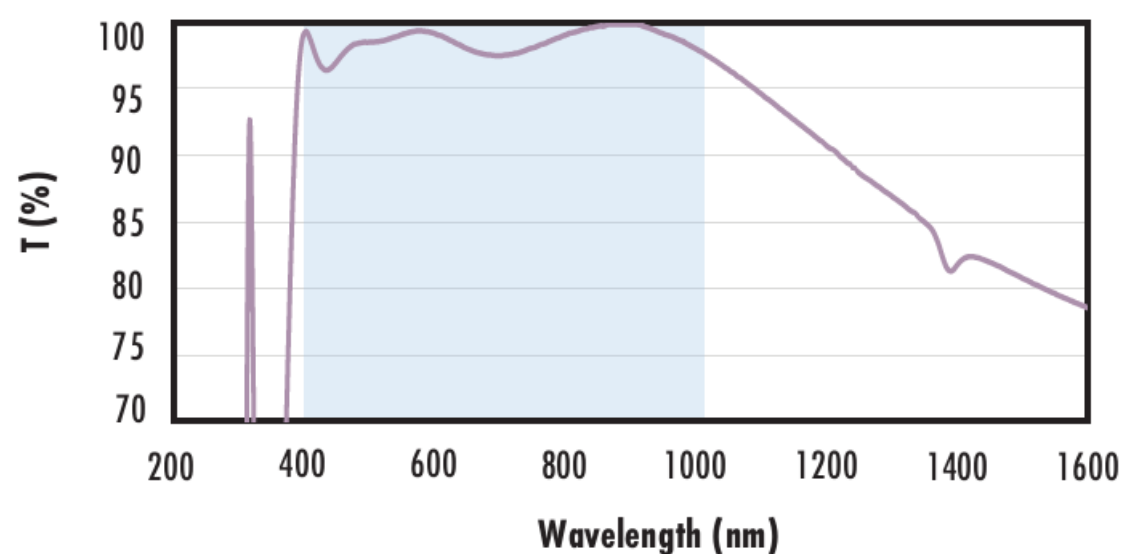
Typical transmission of a 3mm thick fused silica window with UV-VIS (250-700nm) coating at 0° AOI.
 The blue shaded region indicates the coating design wavelength range, with the following specification:
 $R_{abs} \leq 1.0\% @ 350 - 450\text{nm}$
 $R_{avg} \leq 1.5\% @ 250 - 700\text{nm}$
 Data outside this range is not guaranteed and is for reference only.
[Click Here to Download Data](#)

Fused Silica with VIS-EXT Coating Typical Transmission



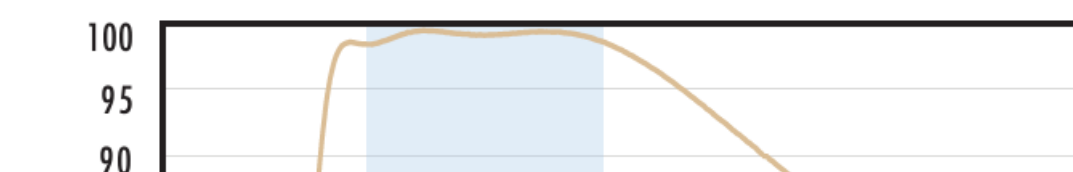
Typical transmission of a 3mm thick fused silica window with VIS-EXT (350-700nm) coating at 0° AOI.
 The blue shaded region indicates the coating design wavelength range, with the following specification:
 $R_{avg} \leq 0.5\% @ 350 - 700\text{nm}$
 Data outside this range is not guaranteed and is for reference only.
[Click Here to Download Data](#)

Fused Silica with VIS-NIR Coating Typical Transmission

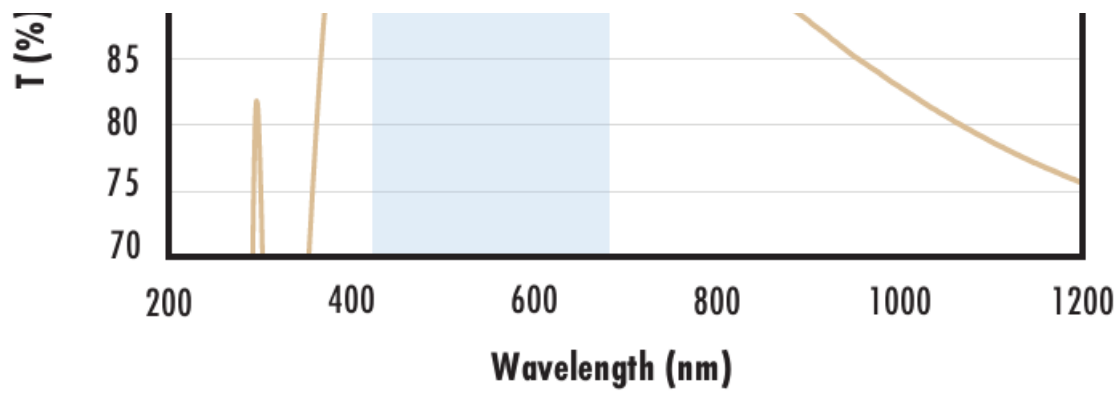


Typical transmission of a 3mm thick fused silica window with VIS-NIR (400-1000nm) coating at 0° AOI.
 The blue shaded region indicates the coating design wavelength range, with the following specification:
 $R_{abs} \leq 0.25\% @ 880\text{nm}$
 $R_{avg} \leq 1.25\% @ 400 - 870\text{nm}$
 $R_{avg} \leq 1.25\% @ 890 - 1000\text{nm}$
 Data outside this range is not guaranteed and is for reference only.
[Click Here to Download Data](#)

Fused Silica with VIS 0° Coating Typical Transmission

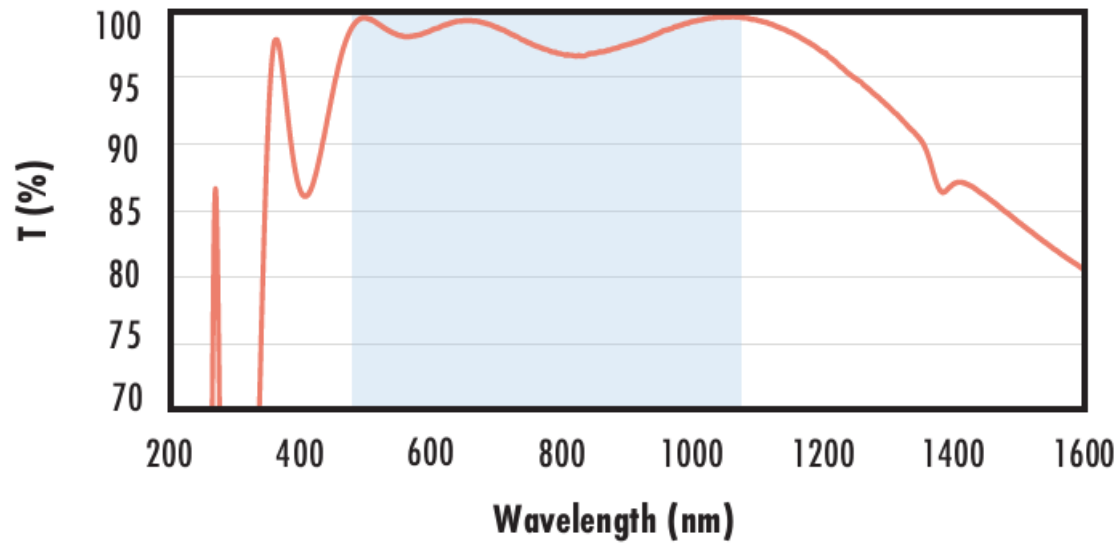


Typical transmission of a 3mm thick fused silica window with VIS 0° (425-675nm) coating at 0° AOI.
 The blue shaded region indicates the coating design wavelength range, with the following specification:



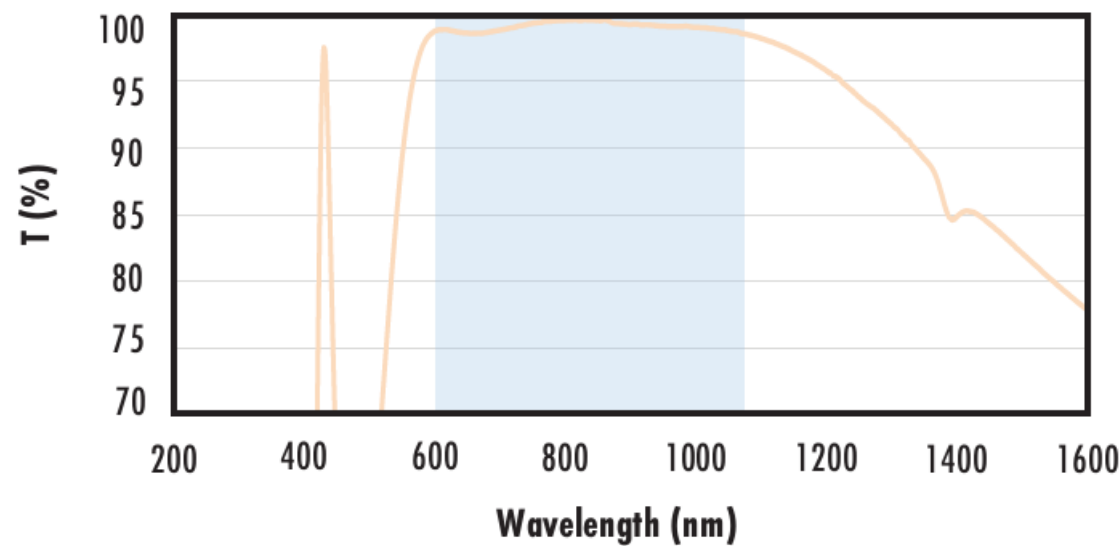
wavelength range, with the following specification:
 $R_{avg} \leq 0.4\% @ 425 - 675\text{nm}$
 Data outside this range is not guaranteed and is for reference only.
[Click Here to Download Data](#)

**Fused Silica with YAG-BBAR Coating
 Typical Transmission**



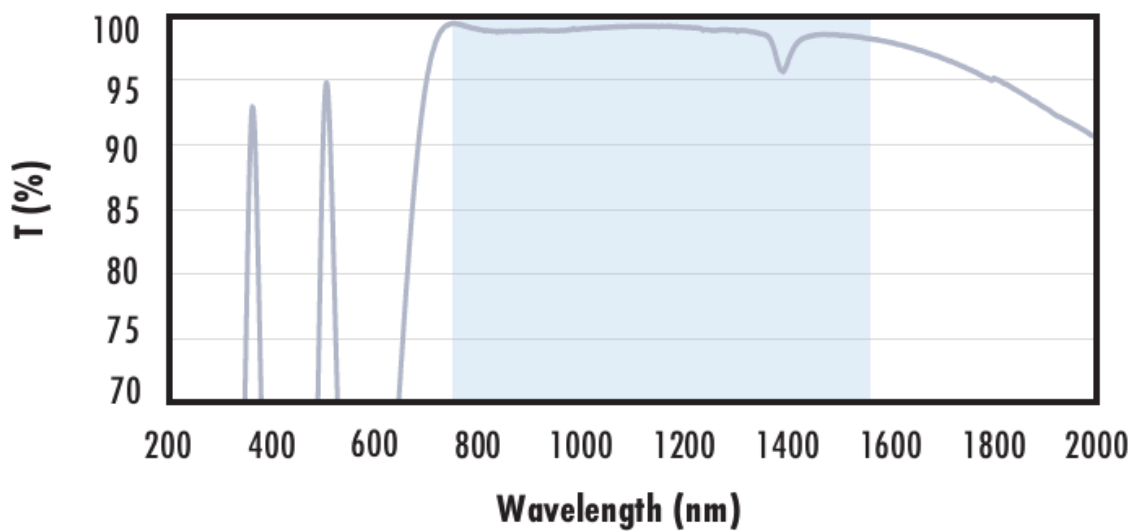
Typical transmission of a 3mm thick fused silica window with YAG-BBAR (500-1100nm) coating at 0° AOI.
 The blue shaded region indicates the coating design wavelength range, with the following specification:
 $R_{abs} \leq 0.25\% @ 532\text{nm}$
 $R_{abs} \leq 0.25\% @ 1064\text{nm}$
 $R_{avg} \leq 1.0\% @ 500 - 1100\text{nm}$
 Data outside this range is not guaranteed and is for reference only.
[Click Here to Download Data](#)

**Fused Silica with NIR I Coating
 Typical Transmission**



Typical transmission of a 3mm thick fused silica window with NIR I (600 - 1050nm) coating at 0° AOI.
 The blue shaded region indicates the coating design wavelength range, with the following specification:
 $R_{avg} \leq 0.5\% @ 600 - 1050\text{nm}$
 Data outside this range is not guaranteed and is for reference only.
[Click Here to Download Data](#)

**Fused Silica with NIR II Coating
 Typical Transmission**



Typical transmission of a 3mm thick fused silica window with NIR II (750 - 1550nm) coating at 0° AOI.
 The blue shaded region indicates the coating design wavelength range, with the following specification:
 $R_{abs} \leq 1.5\% @ 750 - 800\text{nm}$
 $R_{abs} \leq 1.0\% @ 800 - 1550\text{nm}$
 $R_{avg} \leq 0.7\% @ 750 - 1550\text{nm}$
 Data outside this range is not guaranteed and is for reference only.
[Click Here to Download Data](#)

Compatible Mounts