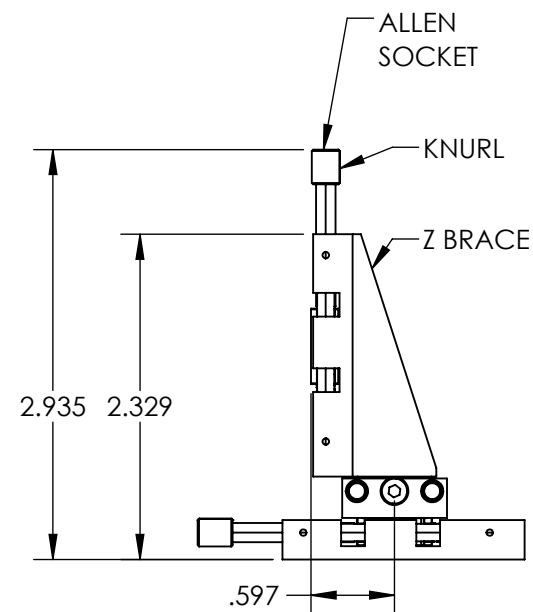
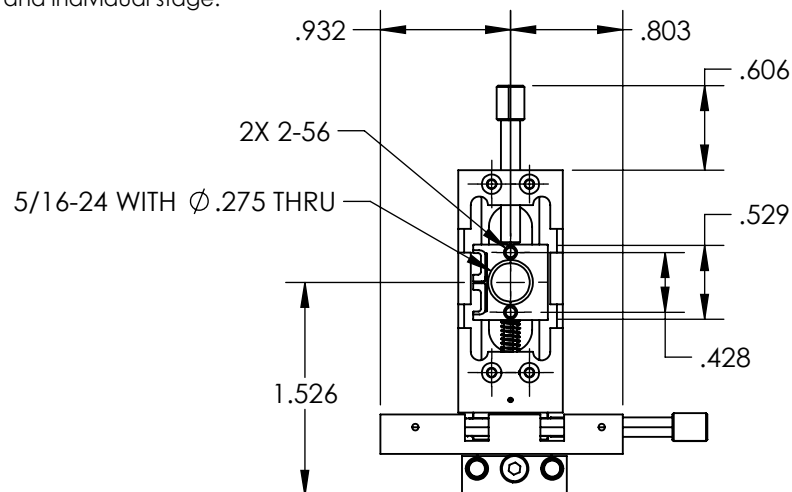
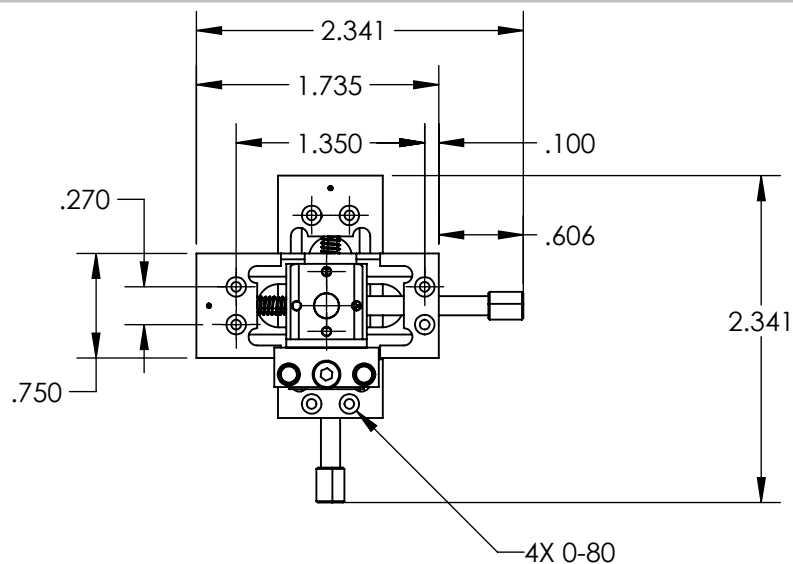
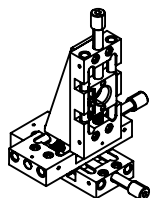


NOTES:

1. TYPE OF MOVEMENT: Three Axis (XYZ)
TRAVEL (in): 0.5
2. TYPE OF DRIVE: Fine Screw: No Graduations
DRIVE ORIENTATION: Center Drive
3. LOAD CAPACITY (kg):
0.34 Direct Top or Side
1 Push
0.170-0.567 Retract (Extended or Compressed)
4. RESOLUTION (um): 0.5
5. MAXIMUM RUN-OUT (um): 1.5
6. LEADSCREW PITCH(mm): 80 TPI screw pitch
PITCH: 80 TPI screw pitch
ACCURACY(um): 1.5
7. RETURN FORCE, EXTENDED TO COMPRESSED(g):170-567
8. WOBBLE(mrad): 0.01
9. All tolerances are based on a standard orientation and individual stage.



**FOR INFORMATION ONLY:
DO NOT MANUFACTURE
PARTS TO THIS DRAWING**

SPECIFICATIONS SUBJECT TO
CHANGE WITHOUT NOTICE
DIMENSIONS ARE FOR
REFERENCE ONLY

EO® Edmund Optics®

THIRD ANGLE PROJECTION		TITLE	0.5" Travel, XYZ Axes, Micro Series with Covered Rails (B)	
ALL DIMS IN	in	DWG NO	56424	SHEET 1 OF 1