
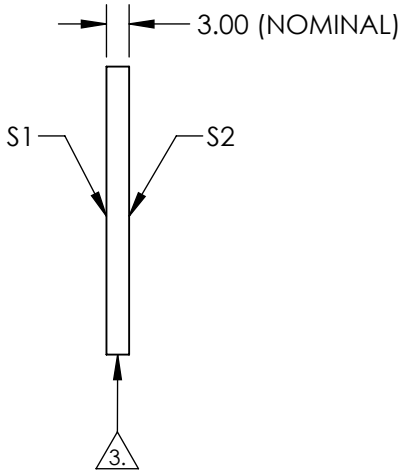
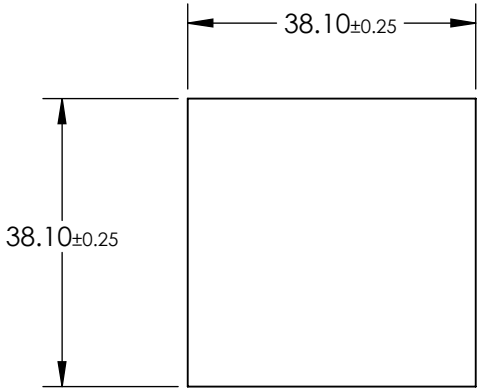


NOTES:

1. SUBSTRATE: Float Glass
2. COATING (APPLY ACROSS CLEAR APERTURE)
S1: Enhanced Aluminum (450-650nm)
R(AVG) ≥95% @ 450 - 650nm @ 45°

S2: NONE
3.  EDGES SEAMED
4. RoHS COMPLIANT



**FOR INFORMATION ONLY:
DO NOT MANUFACTURE
PARTS TO THIS DRAWING**

SPECIFICATIONS SUBJECT TO CHANGE WITHOUT NOTICE
DIMENSIONS ARE FOR REFERENCE ONLY

	S1	S2
SHAPE	PLANO	PLANO
SURFACE QUALITY	60-40	N/A
SURFACE FLATNESS	4 - 6λ	N/A
CLEAR APERTURE	36.20 x 36.20	N/A
BEVEL	PROTECTED AS NEEDED	PROTECTED AS NEEDED



ALL DIMS IN mm

 **Edmund Optics®**

TITLE 38.1 x 38.1mm Enhanced Aluminum, 4-6λ Mirror

DWG NO 83488

SHEET 1 OF 1