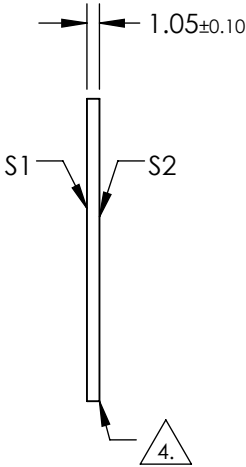
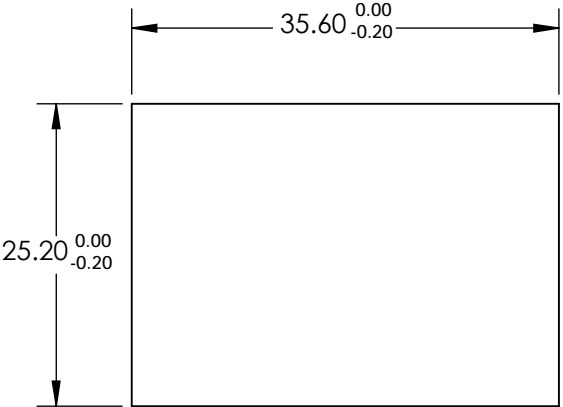
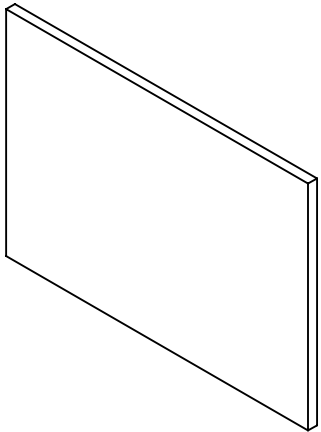


NOTES:

1. SUBSTRATE: UV FUSED SILICA
2. SURFACE S2 TO BE PARALLEL WITH SURFACE S1 TO WITHIN 3 arcsec
3. COATING SPECIFICATIONS APPLY ACROSS COATING APERTURE
S1: Dielectric
T(AVG) >90% FROM 670 - 800
R(AVG) >98% FROM 580 - 651
S2: AR
4. FINE GRIND SURFACE
5. POWER, IRREGULARITY, AND SURFACE QUALITY SPECIFICATIONS
APPLY ACROSS CLEAR APERTURE
6. TRANSMITTED WAVEFRONT DISTORTION @ 632.8nm: $\leq \lambda/10$
7. ROHS COMPLIANT

**FOR INFORMATION ONLY:
DO NOT MANUFACTURE
PARTS TO THIS DRAWING**



SPECIFICATIONS SUBJECT TO CHANGE WITHOUT NOTICE
DIMENSIONS ARE FOR REFERENCE ONLY

	S1	S2
SHAPE	PLANO	PLANO
SURFACE QUALITY	40-20	40-20
COATING APERTURE	HARD COATED	HARD COATED
BEVEL	PROTECTIVE AS NEEDED	PROTECTIVE AS NEEDED

				TITLE		25.2 X 35.6mm, 660nm, HIGH PERFORMANCE FLUORESCENCE DICHROIC FILTER	
THIRD ANGLE PROJECTION				DWG NO		34743	SHEET 1 OF 1
ALL DIMS IN		mm					