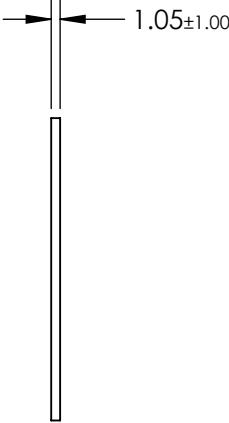
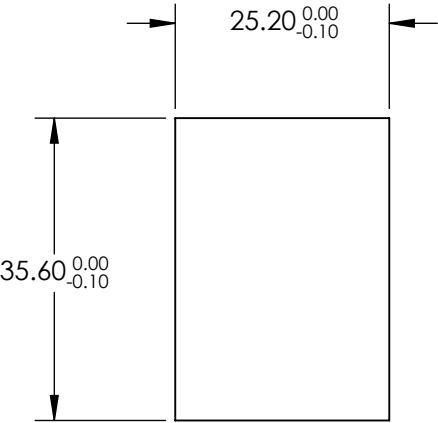
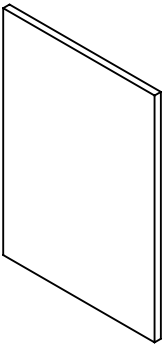


**FOR INFORMATION ONLY:  
DO NOT MANUFACTURE  
PARTS TO THIS DRAWING**



SPECIFICATIONS SUBJECT TO CHANGE WITHOUT NOTICE  
DIMENSIONS ARE FOR REFERENCE ONLY

	S1	S2
SHAPE	PLANO	PLANO
SURFACE QUALITY	60-40	60-40
REFLECTION WAVELENGTH	350 - 393 & 466 - 495	350 - 393 & 466 - 495
TRANSMITTED WAVEFRONT RMS	1λ	1λ
BEVEL	PROTECTED AS NEEDED	PROTECTED AS NEEDED

THIRD ANGLE  
PROJECTION

ALL DIMS IN      mm

 <b>Edmund Optics®</b>	
TITLE	25.2 x 35.6mm, 403 & 502nm, MULTI-EDGE DICHROIC FILTER
DWG NO	87280
SHEET 1 OF 1	