

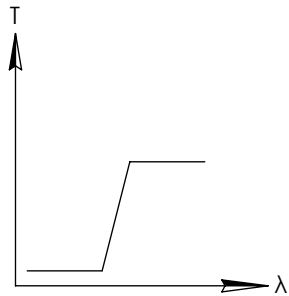
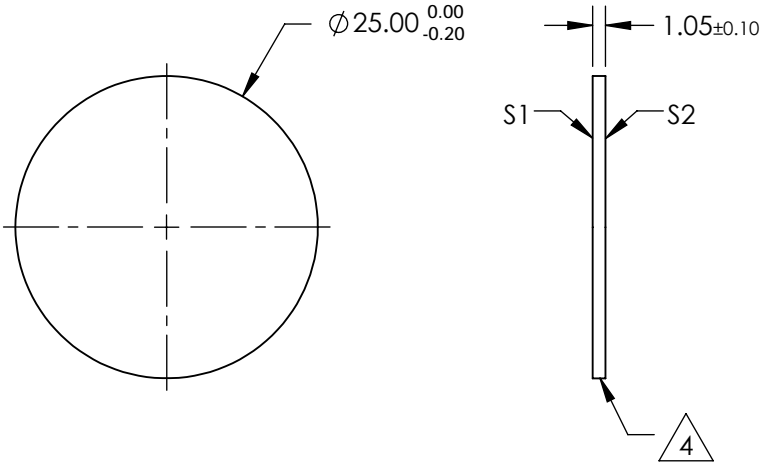
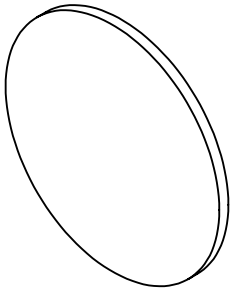
**FOR INFORMATION ONLY:  
DO NOT MANUFACTURE  
PARTS TO THIS DRAWING**

NOTES:

1. SUBSTRATE
  2. SURFACE S2 TO BE PARALLEL WITH SURFACE S1 TO WITHIN 5 arcsec
  3. COATING (APPLY ACROSS COATING APERTURE)  
ENVIRONMENTAL DURABILITY:  
PHYSICAL DURABILITY:  
PERFORMANCE SPECIFICATIONS:  
T(avg): >85% FROM 1135 - 1600nm FOR RANDOM POLARIZATION @ 45° AOI  
T(abs): >80% FROM 1135 - 1600nm FOR ALL POLARIZATIONS @ 45° AOI  
R(avg): >97% FROM 825 - 1045nm FOR RANDOM POLARIZATION @ 45° AOI  
R(abs): >95% FROM 825 - 1045nm FOR ALL POLARIZATIONS @ 45° AOI  
T(abs): = 50% 1100nm @ 45° AOI
- S1: HARD COATED  
S2: SINGLE LAYER MgF2

4. FINE GRIND SURFACE

5. POWER, IRREGULARITY, AND SURFACE QUALITY SPECIFICATIONS  
APPLY ACROSS CLEAR APERTURE
6. TRANSMITTED WAVEFRONT DISTORTION RMS@ 632.8nm  $\leq \frac{1}{4} \lambda$
7. ROHS COMPLIANT



LONGPASS FILTER

SPECIFICATIONS SUBJECT TO CHANGE WITHOUT NOTICE  
DIMENSIONS ARE FOR REFERENCE ONLY

	S1	S2
SHAPE	PLANO	PLANO
SURFACE QUALITY	60-40	60-40
CLEAR APERTURE	Ø22.00	Ø22.00
BEVEL	PROTECTIVE AS NEEDED	PROTECTIVE AS NEEDED

THIRD ANGLE PROJECTION		Edmund Optics®	
TITLE		Ø25mm, 1100nm DICHROIC LONGPASS FILTER	
ALL DIMS IN	mm	DWG NO	87042
			SHEET 1 OF 1