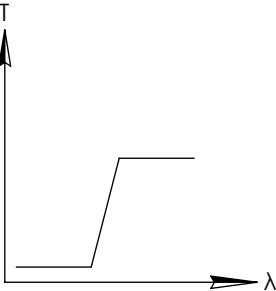
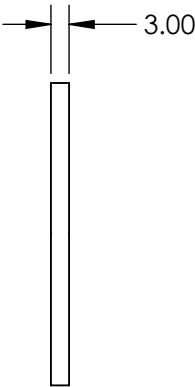
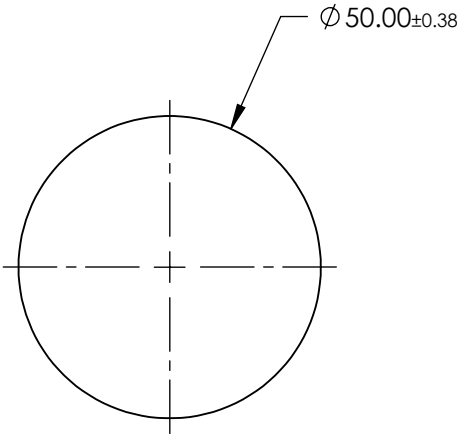
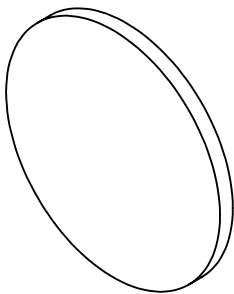


**FOR INFORMATION ONLY:
DO NOT MANUFACTURE
PARTS TO THIS DRAWING**



LONGPASS FILTER

SPECIFICATIONS SUBJECT TO CHANGE WITHOUT NOTICE
DIMENSIONS ARE FOR REFERENCE ONLY

REV. A	VALUE
SHAPE	PLANO
SPECTRAL TRANSMITTANCE $\tau_{ip}(\%)$	92
PASSBAND LIMIT λ_p (nm)	480
CUT-OFF POSITION λ_c (nm)	395±6
STOPBAND LIMIT λ_s (nm)	340
WAVELENGTH	UV
BEVEL	PROTECTIVE AS NEEDED

 **Edmund Optics®**



ALL DIMS IN

mm

TITLE

Ø50mm, HOYA GG-395 LONGPASS FILTER

DWG NO

66077

SHEET
1 OF 1